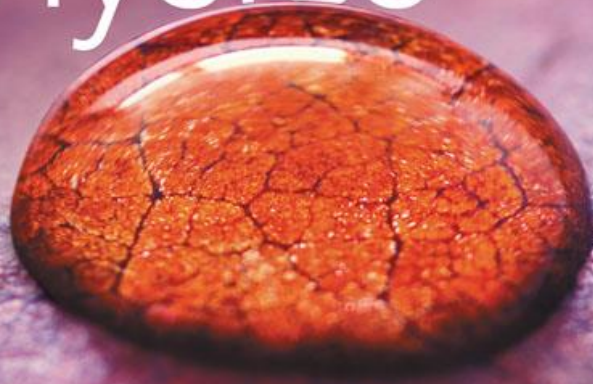


THIRD EDITION

college physics

a strategic approach



knight · jones · field

Lecture Presentation

Chapter 4

Forces and Newton's Laws of Motion

Suggested Videos for Chapter 4

- **Prelecture Videos**

- *Newton's Laws*
- *Forces*

- **Class Videos**

- *Identifying Forces*
- *Newton's Second Law Applications*
- *Newton's Second Law*

- **Video Tutor Solutions**

- *Force and Newton's Laws of Motion*

- **Video Tutor Demos**

- *Suspended Balls: Which String Breaks?*
- *Cart with Fan and Sail*
- *Tension in String between Hanging Weights*
- *Cart with Fan and Sail*
- *Weighing a Hovering Magnet*

Suggested Simulations for Chapter 4

- **PhETs**
 - *Forces in 1D*
 - *The Ramp*

Chapter 4 Forces and Newton's Laws of Motion



Chapter Goal: To establish a connection between force and motion.

Chapter 4 Preview

Looking Ahead: Forces

- A force is a push or a pull. It is an interaction between two objects, the **agent** (the woman) and the **object** (the car).



- In this chapter, you'll learn how to identify different forces, and you'll learn their properties.

Chapter 4 Preview

Looking Ahead: Forces and Motion

- Acceleration is caused by forces. A forward acceleration of the sled requires a forward force.



- A larger acceleration requires a larger force. You'll learn this connection between force and motion, part of Newton's second law.

Chapter 4 Preview

Looking Ahead: Reaction Forces

- The hammer exerts a downward force on the nail. Surprisingly, the nail exerts an equal force on the hammer, directed upward.



- You'll learn how to identify and reason with **action/reaction pairs** of forces.

Chapter 4 Preview

Looking Ahead

Forces

A force is a push or a pull. It is an interaction between two objects, the **agent** (the woman) and the **object** (the car).



In this chapter, you'll learn how to identify different forces, and you'll learn their properties.

Forces and Motion

Acceleration is caused by forces. A forward acceleration of the sled requires a forward force.



A larger acceleration requires a larger force. You'll learn this connection between force and motion, part of Newton's second law.

Reaction Forces

The hammer exerts a downward force on the nail. Surprisingly, the nail exerts an equal force on the hammer, directed upward.



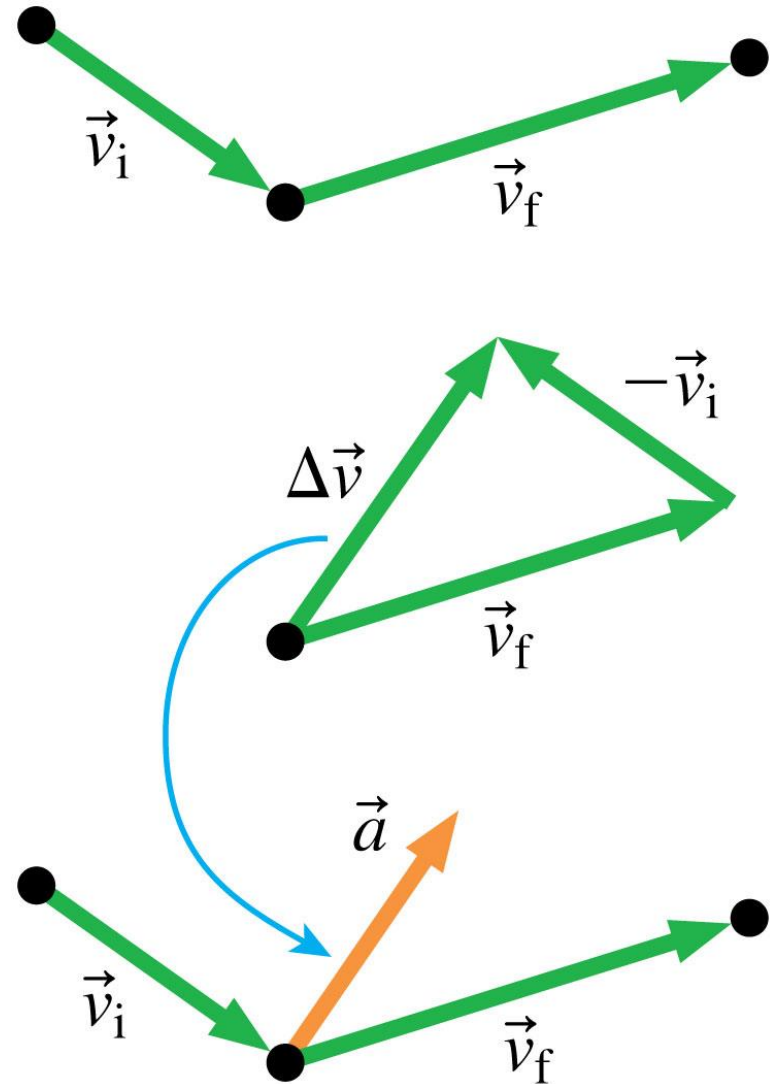
You'll learn how to identify and reason with **action/reaction pairs** of forces.

Text: p. 97

Chapter 4 Preview

Looking Back: Acceleration

- You learned in Chapters 2 and 3 that acceleration is a vector pointing in the direction of the change in velocity.
- If the velocity is changing, there is an acceleration. And so, as you'll learn in this chapter, there must be a net force.




Chapter 4 Preview

Stop to Think

A swan is landing on an icy lake, sliding across the ice and gradually coming to a stop. As the swan slides, the direction of the acceleration is

- A. To the left.
- B. To the right.
- C. Upward.
- D. Downward.



Reading Question 4.1

If you are not wearing a seat belt and the car you are driving hits a fixed barrier, you will hit the steering wheel with some force. This is because

- A. The force of the collision has thrown you forward.
- B. The steering wheel has been pushed back toward you.
- C. You continue moving even after the car has stopped.

Reading Question 4.1

If you are not wearing a seat belt and the car you are driving hits a fixed barrier, you will hit the steering wheel with some force. This is because

- A. The force of the collision has thrown you forward.
- B. The steering wheel has been pushed back toward you.
- ✓ C. You continue moving even after the car has stopped.

Reading Question 4.2

If you stand on a trampoline, it depresses under your weight. When you stand on a hard stone floor,

- A. The floor does not deform under your weight; it is too stiff.
- B. The floor deforms—very slightly—under your weight.
- C. The floor deforms a slight amount if you are heavy enough.

Reading Question 4.2

If you stand on a trampoline, it depresses under your weight. When you stand on a hard stone floor,

- A. The floor does not deform under your weight; it is too stiff.
- ✓ B. The floor deforms—very slightly—under your weight.
- C. The floor deforms a slight amount if you are heavy enough.

Reading Question 4.3

Which of these is *not* a force discussed in this chapter?

- A. The tension force
- B. The normal force
- C. The orthogonal force
- D. The thrust force

Reading Question 4.3

Which of these is *not* a force discussed in this chapter?

- A. The tension force
- B. The normal force
- C. The orthogonal force
- D. The thrust force

Reading Question 4.4

If you are standing on the floor, motionless, what are the forces that act on you?

- A. Weight force
- B. Weight force and normal force
- C. Normal force and friction force
- D. Weight force and tension force

Reading Question 4.4

If you are standing on the floor, motionless, what are the forces that act on you?

- A. Weight force
- B. Weight force and normal force
- C. Normal force and friction force
- D. Weight force and tension force

Reading Question 4.5

A skydiver has reached terminal velocity—she now falls at a constant speed, so her acceleration is zero. Is there a net force on her? If so, what is the direction?

- A. There is a net force directed upward.
- B. There is no net force.
- C. There is a net force directed downward.

Reading Question 4.5

A skydiver has reached terminal velocity—she now falls at a constant speed, so her acceleration is zero. Is there a net force on her? If so, what is the direction?

- A. There is a net force directed upward.
- ✓ B. There is no net force.
- C. There is a net force directed downward.

Reading Question 4.6

An action/reaction pair of forces

- A. Points in the same direction.
- B. Acts on the same object.
- C. Are always long-range forces.
- D. Acts on two different objects.

Reading Question 4.6

An action/reaction pair of forces

- A. Points in the same direction.
- B. Acts on the same object.
- C. Are always long-range forces.
- ✓ D. Acts on two different objects.


Section 4.1 Motion and Forces

What Causes Motion?

(a) Smooth snow



(b) Slick ice



(c) Frictionless surface



- In the absence of friction, **if the sled is moving, it will stay in motion.**

What Causes Motion?

Newton's first law An object has no forces acting on it. If it is at rest, it will remain at rest. If it is moving, it will continue to move in a straight line at a constant speed.

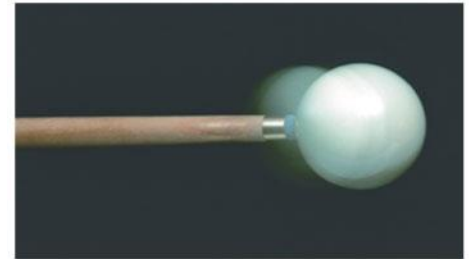
What Is a Force?

- A **force** is a *push* or a *pull*.
- A **force acts on an object**.
- Every force has an **agent**, something that acts or pushes or pulls.



What Is a Force?





- A **force** is a *vector*. The general symbol for a force is the vector symbol \vec{F} . The size or strength of such a force is its magnitude F .
- **Contact forces** are forces that act on an object by touching it at a point of contact.
- **Long-range forces** are forces that act on an object without physical contact.




Force Vectors

TACTICS BOX 4.1 Drawing force vectors

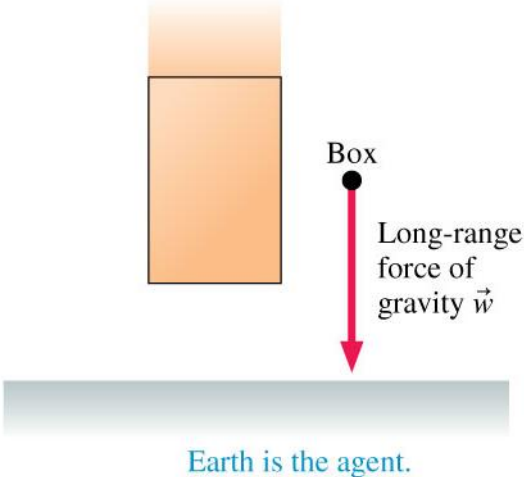
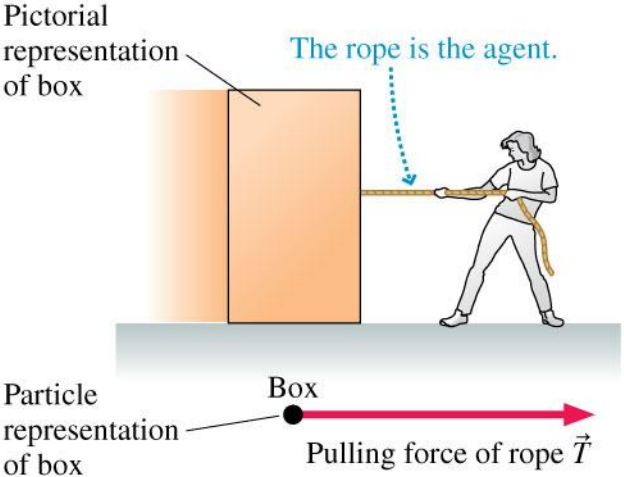


- 1 Represent the object as a particle. 
- 2 Place the *tail* of the force vector on the particle. 
- 3 Draw the force vector as an arrow pointing in the direction that the force acts, and with a length proportional to the size of the force. 
- 4 Give the vector an appropriate label. 

Exercise 1 

Text: p. 100

Force Vectors

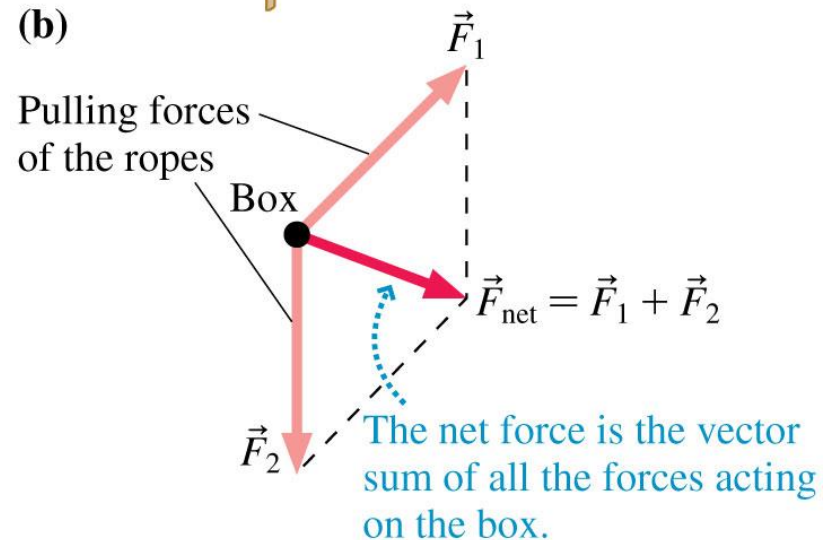
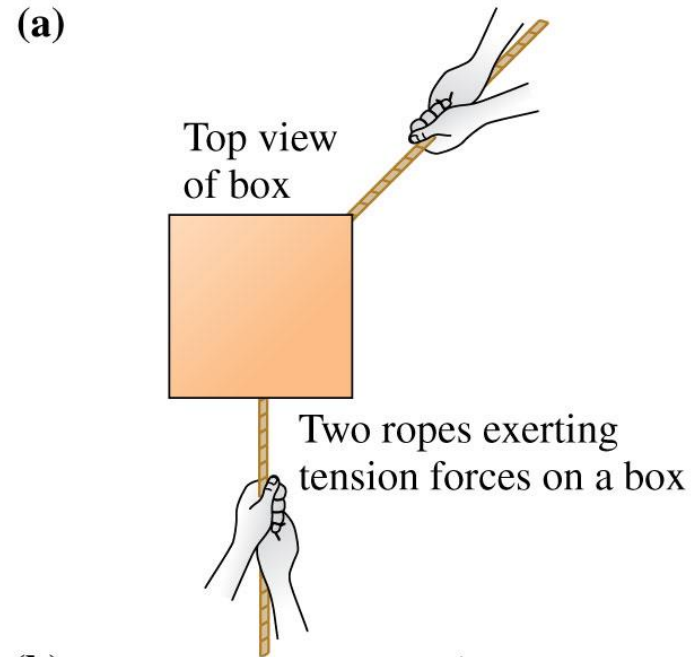


Combining Forces

- Experiments show that when several forces \vec{F}_1 , \vec{F}_2 , \vec{F}_3 , ... are exerted on an object, they combine to form a **net force** that is the *vector sum* of all the forces:

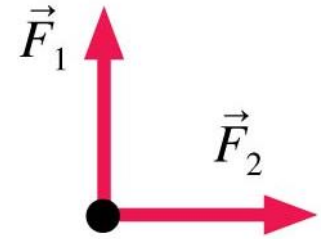
$$\vec{F}_{\text{net}} = \vec{F}_1 + \vec{F}_2 + \vec{F}_3 + \dots$$

- The net force is sometimes called the resultant force. It is not a new force. Instead, we should think of the original forces being *replaced* by \vec{F}_{net} .

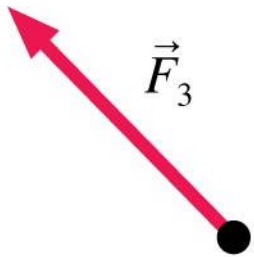


QuickCheck 4.1

The net force on an object points to the left. Two of three forces are shown. Which is the missing third force?



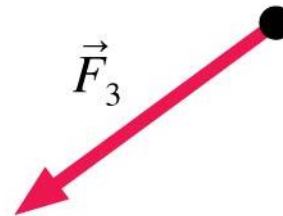
Two of the three forces exerted on an object



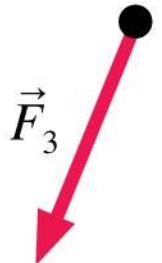
A.



B.



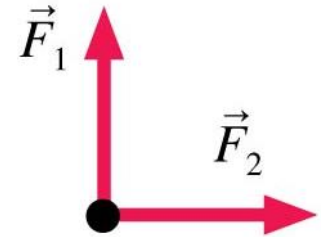
C.



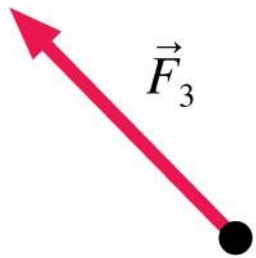
D.

QuickCheck 4.1

The net force on an object points to the left. Two of three forces are shown. Which is the missing third force?



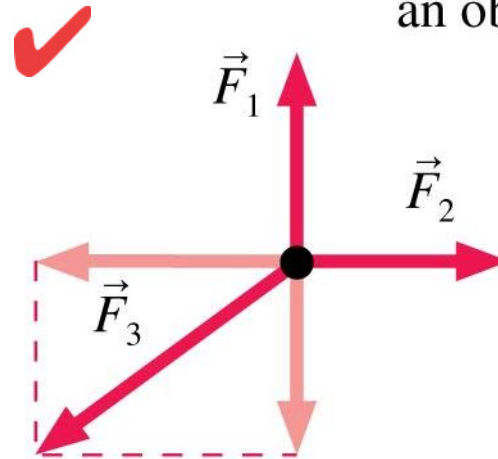
Two of the three forces exerted on an object



A.




B.



C.

Vertical components cancel

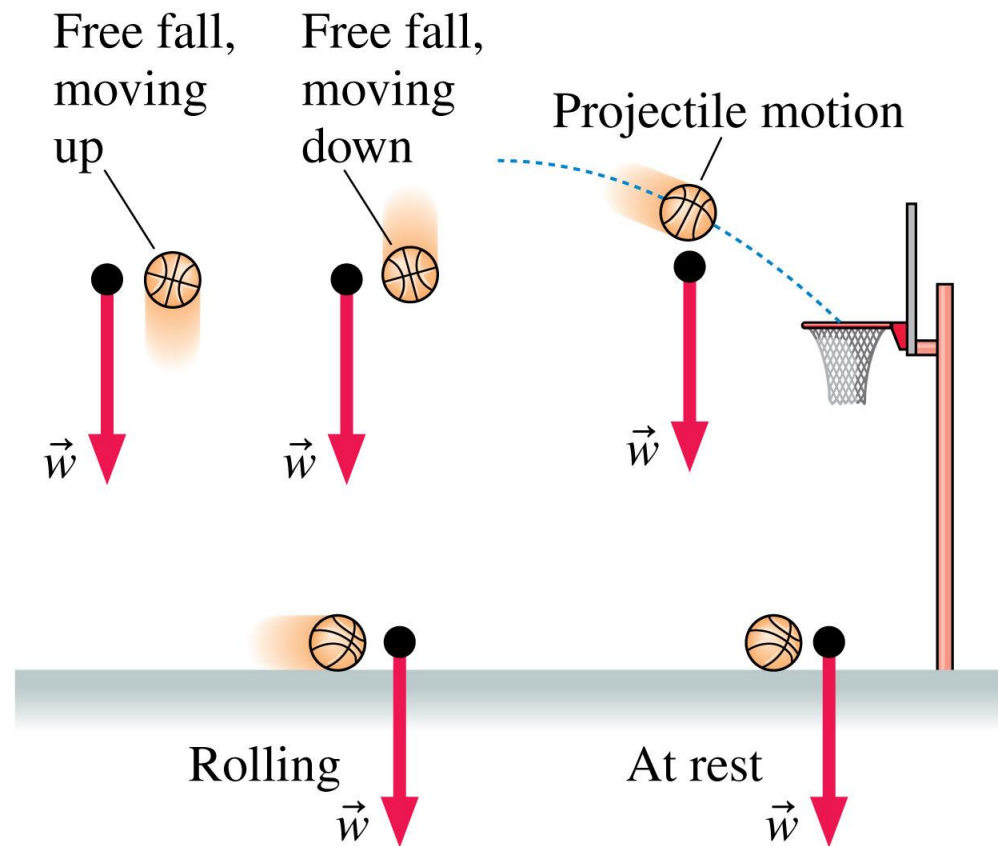


D.

Section 4.2 A Short Catalog of Forces

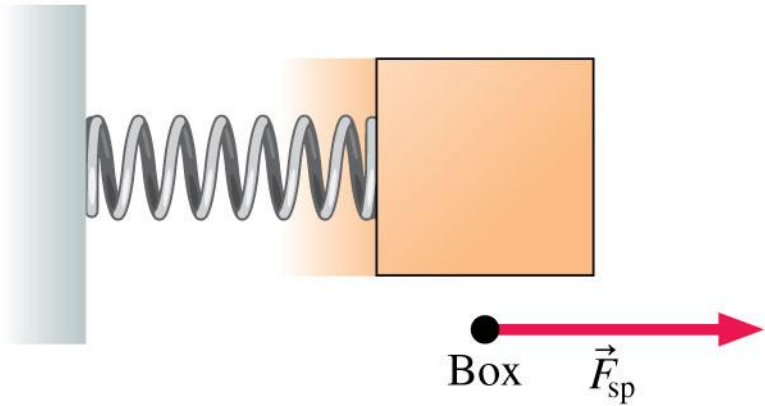
Weight

- The gravitational pull of the earth on an object on or near the surface of the earth is called **weight**.
- The agent for the weight forces is the *entire earth* pulling on an object.
- **An object's weight vector always points vertically downward, no matter how the object is moving.**

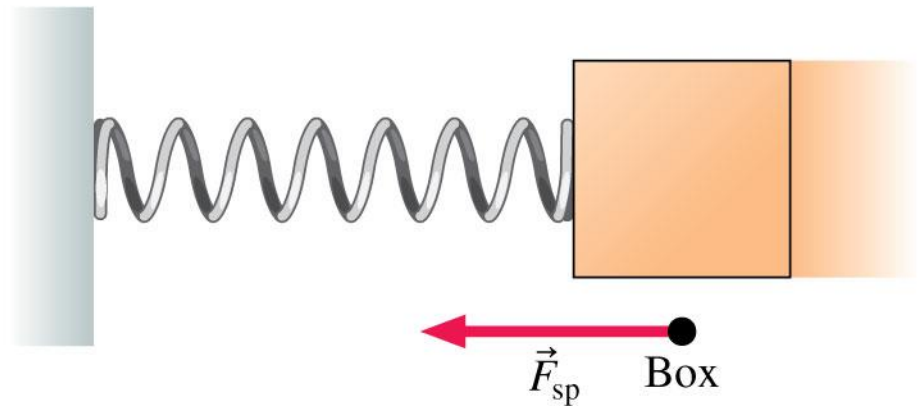


Spring Force

(a) A compressed spring exerts a pushing force on an object.



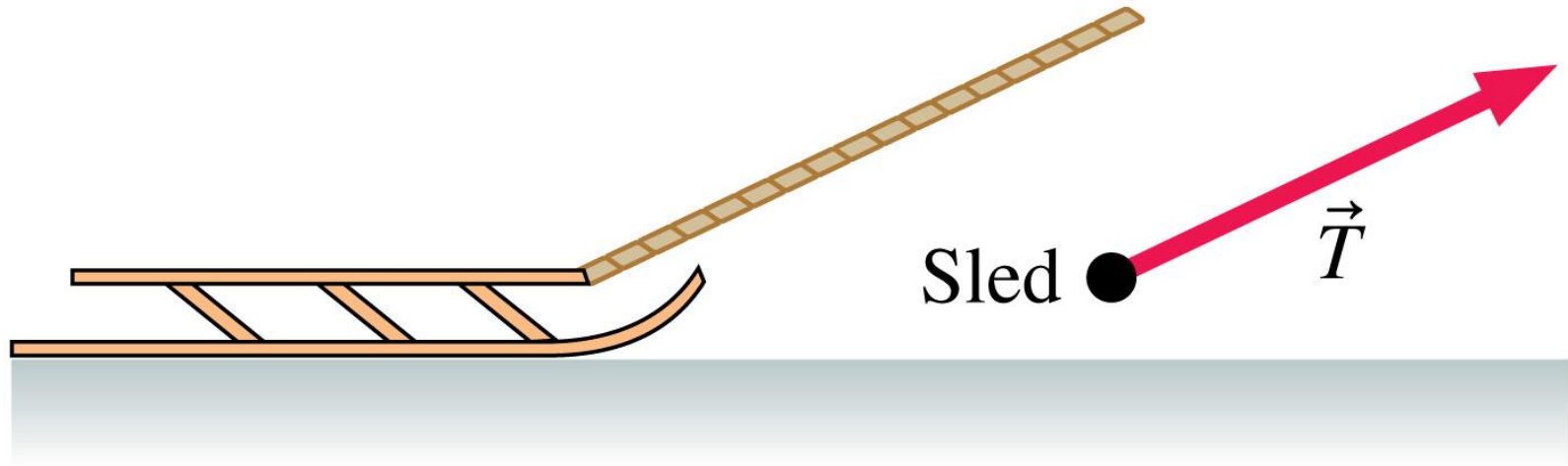
(b) A stretched spring exerts a pulling force on an object.



- Springs come in many forms. When deflected, they push or pull with a spring force.

Tension Force

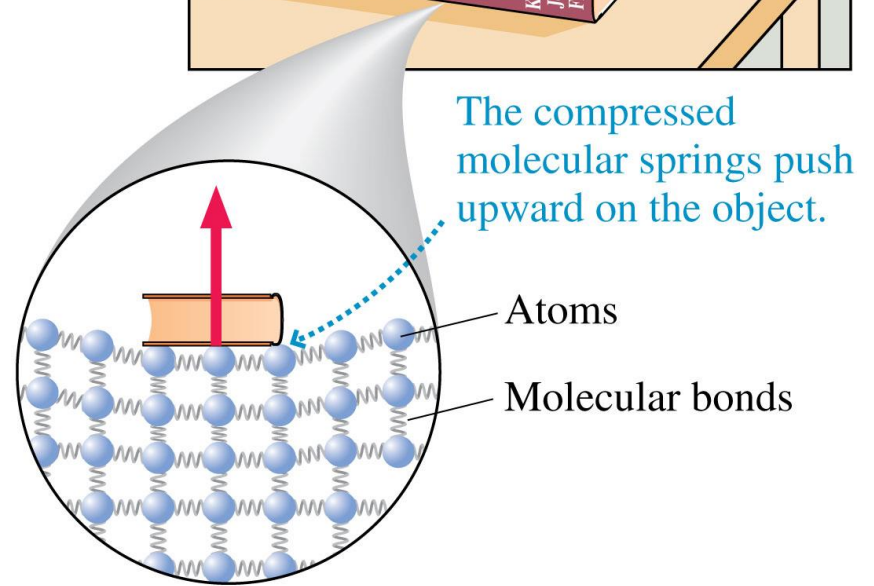

The rope exerts a tension force on the sled.



- When a string or rope or wire pulls on an object, it exerts a contact force that we call the **tension force**.
- **The direction of the tension force is always in the direction of the string or rope.**

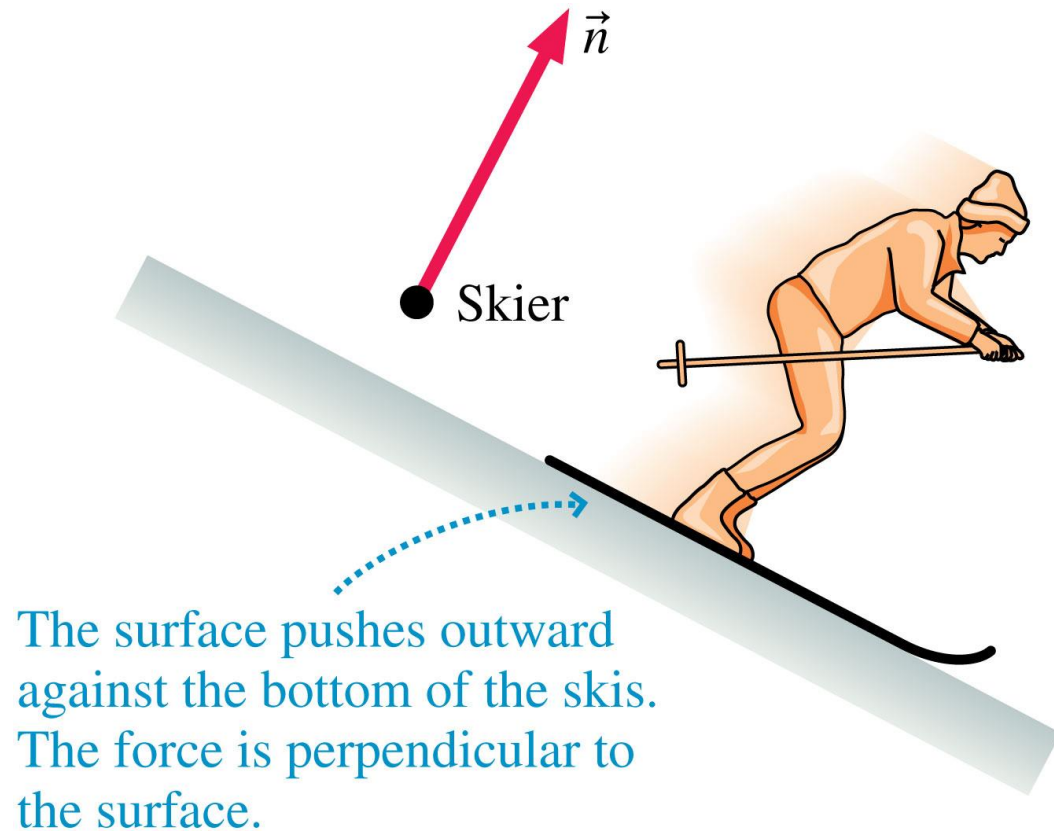
Normal Force

- The force exerted on an object that is pressing against a surface is in a direction *perpendicular* to the surface.
- The **normal force** is the force exerted by a surface (the agent) against an object that is pressing against the surface.



Normal Force

- The normal force is responsible for the “solidness” of solids.
- The symbol for the normal force is \vec{n} .

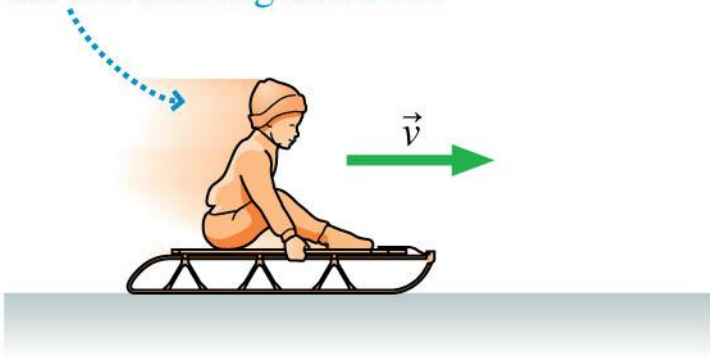


Friction

- Friction, like the normal force, is exerted by a surface.
- The frictional force is always parallel to the surface.
- *Kinetic friction*, denoted by \vec{f}_k , acts as an object slides across a surface. Kinetic friction is a force that always “opposes the motion.”
- *Static friction*, denoted by \vec{f}_s , is the force that keeps an object “stuck” on a surface and prevents its motion relative to the surface. Static friction points in the direction necessary to *prevent* motion.

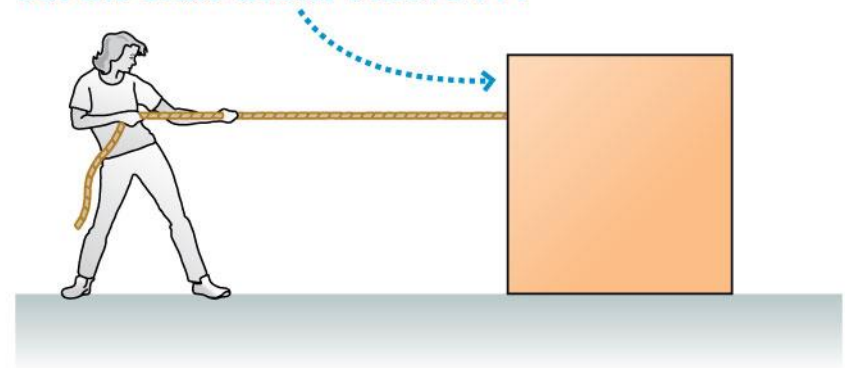
Friction

The sled is moving to the right but it is slowing down . . .



\vec{f}_k Sled . . . because a kinetic friction force directed to the left opposes this motion.

The woman is pulling to the left, but the crate doesn't move . . .

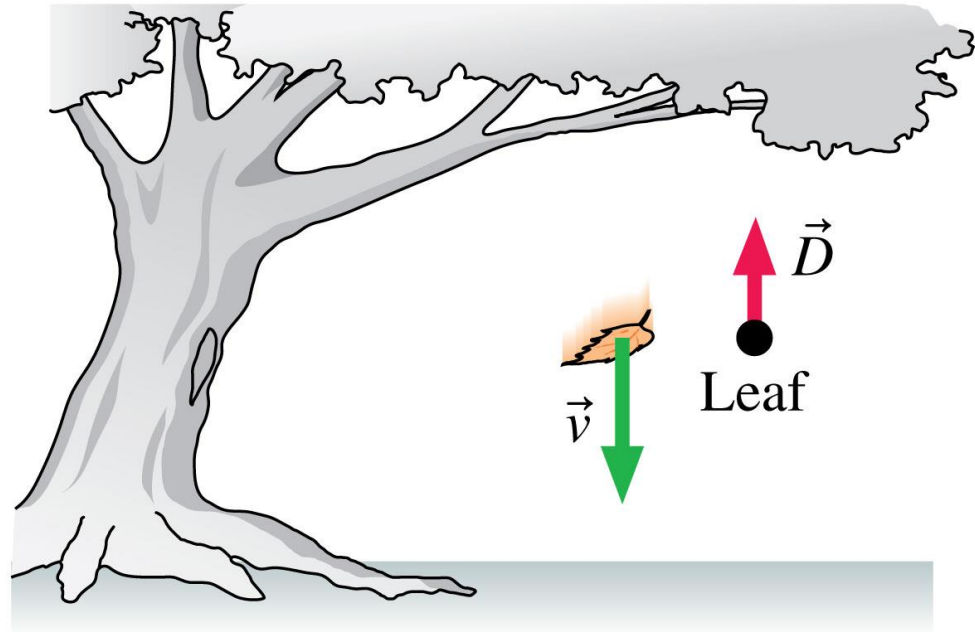


. . . because a static friction force directed to the right opposes this motion. \vec{f}_s Crate

Drag

- The force of a fluid (like air or water) on a moving object is called **drag**.
- Like kinetic friction, drag points opposite the direction of motion.
- **You can neglect air resistance in all problems unless a problem explicitly asks you to include it.**

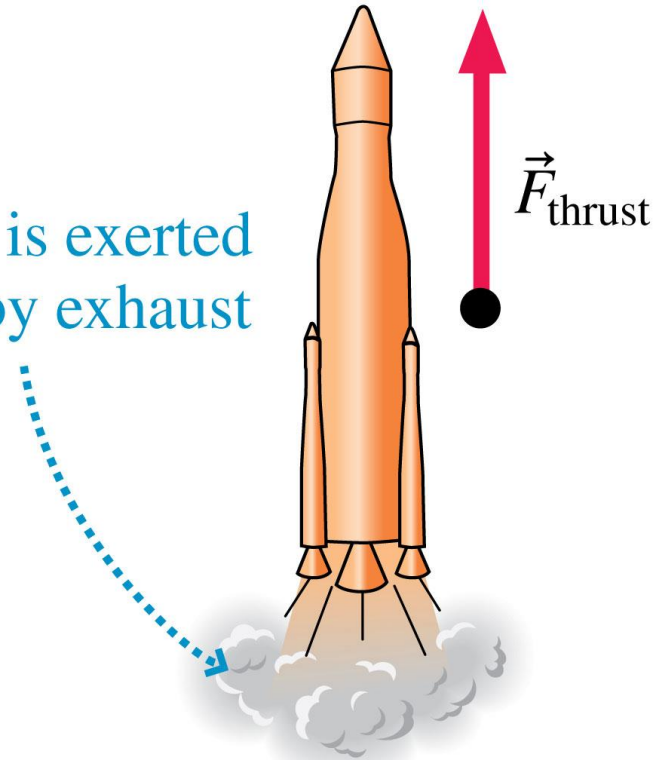
Air resistance is a significant force on falling leaves. It points opposite the direction of motion.



Thrust

- **Thrust** is a force that occurs when a jet or rocket engine expels gas molecules at high speed.
- **Thrust is a force opposite the direction in which the exhaust gas is expelled.**

Thrust force is exerted on a rocket by exhaust gases.

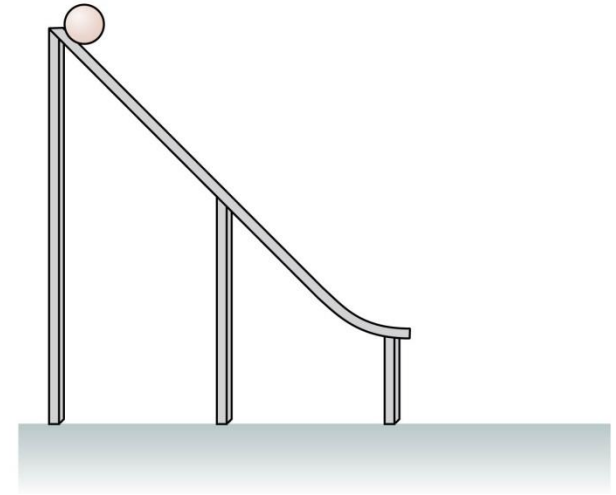


Electric and Magnetic Forces

- Electricity and magnetism, like gravity, exert long-range forces.
- The forces of electricity and magnetism act on charged particles.
- These forces—and the forces inside the nucleus—won't be important for the dynamics problems we consider in the next several chapters.

QuickCheck 4.2

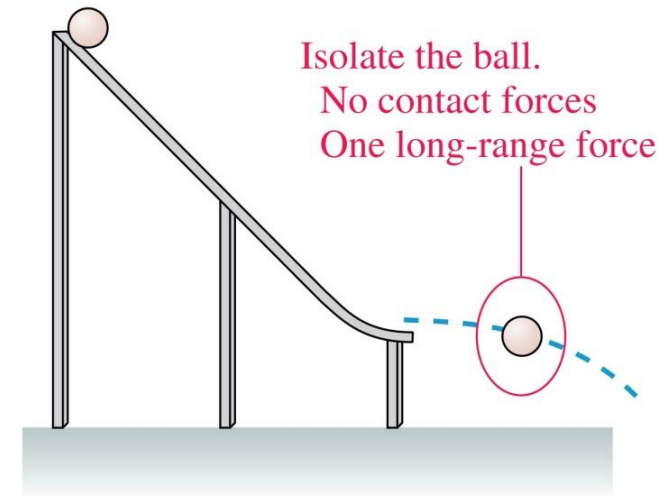
A ball rolls down an incline and off a horizontal ramp. Ignoring air resistance, what force or forces act on the ball as it moves through the air just after leaving the horizontal ramp?



- A. The weight of the ball acting vertically down.
- B. A horizontal force that maintains the motion.
- C. A force whose direction changes as the direction of motion changes.
- D. The weight of the ball and a horizontal force.
- E. The weight of the ball and a force in the direction of motion.

QuickCheck 4.2

A ball rolls down an incline and off a horizontal ramp. Ignoring air resistance, what force or forces act on the ball as it moves through the air just after leaving the horizontal ramp?



- ✓ A. The weight of the ball acting vertically down.
- B. A horizontal force that maintains the motion.
- C. A force whose direction changes as the direction of motion changes.
- D. The weight of the ball and a horizontal force.
- E. The weight of the ball and a force in the direction of motion.

QuickCheck 4.3

A steel beam hangs from a cable as a crane lifts the beam.
What forces act on the beam?

- A. Gravity
- B. Gravity and tension in the cable
- C. Gravity and a force of motion
- D. Gravity and tension and a force of motion

QuickCheck 4.3

A steel beam hangs from a cable as a crane lifts the beam.
What forces act on the beam?

A. Gravity

✓ B. Gravity and tension in the cable

C. Gravity and a force of motion

D. Gravity and tension and a force of motion


QuickCheck 4.4

A bobsledder pushes her sled across horizontal snow to get it going, then jumps in. After she jumps in, the sled gradually slows to a halt. What forces act on the sled just after she's jumped in?

- A. Gravity and kinetic friction
- B. Gravity and a normal force
- C. Gravity and the force of the push
- D. Gravity, a normal force, and kinetic friction
- E. Gravity, a normal force, kinetic friction, and the force of the push

QuickCheck 4.4

A bobsledder pushes her sled across horizontal snow to get it going, then jumps in. After she jumps in, the sled gradually slows to a halt. What forces act on the sled just after she's jumped in?

- A. Gravity and kinetic friction
- B. Gravity and a normal force
- C. Gravity and the force of the push
-  **D. Gravity, a normal force, and kinetic friction**
- E. Gravity, a normal force, kinetic friction, and the force of the push

Section 4.3 Identifying Forces

Identifying Forces

TACTICS BOX 4.2 Identifying forces



- 1 **Identify the object of interest.** This is the object whose motion you wish to study.
- 2 **Draw a picture of the situation.** Show the object of interest and all other objects—such as ropes, springs, and surfaces—that touch it.
- 3 **Draw a closed curve around the object.** Only the object of interest is inside the curve; everything else is outside.
- 4 **Locate every point on the boundary of this curve where other objects touch the object of interest.** These are the points where *contact forces* are exerted on the object.
- 5 **Name and label each contact force acting on the object.** There is at least one force at each point of contact; there may be more than one. When necessary, use subscripts to distinguish forces of the same type.
- 6 **Name and label each long-range force acting on the object.** For now, the only long-range force is weight.

Exercises 4–8 

Text: p. 105

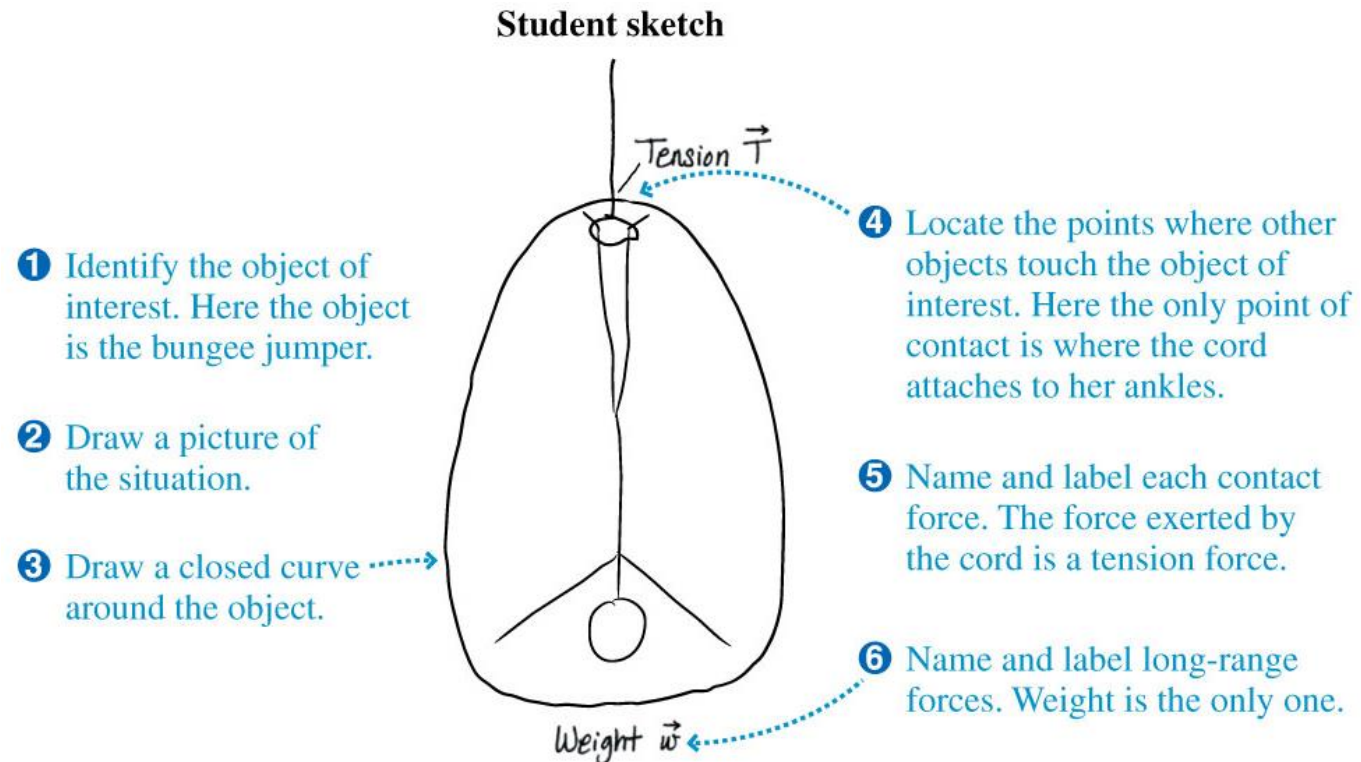
Identifying Forces

TABLE 4.1 Common forces and their notation

Force	Notation
General force	\vec{F}
Weight	\vec{w}
Spring force	\vec{F}_{sp}
Tension	\vec{T}
Normal force	\vec{n}
Static friction	\vec{f}_s
Kinetic friction	\vec{f}_k
Drag	\vec{D}
Thrust	\vec{F}_{thrust}

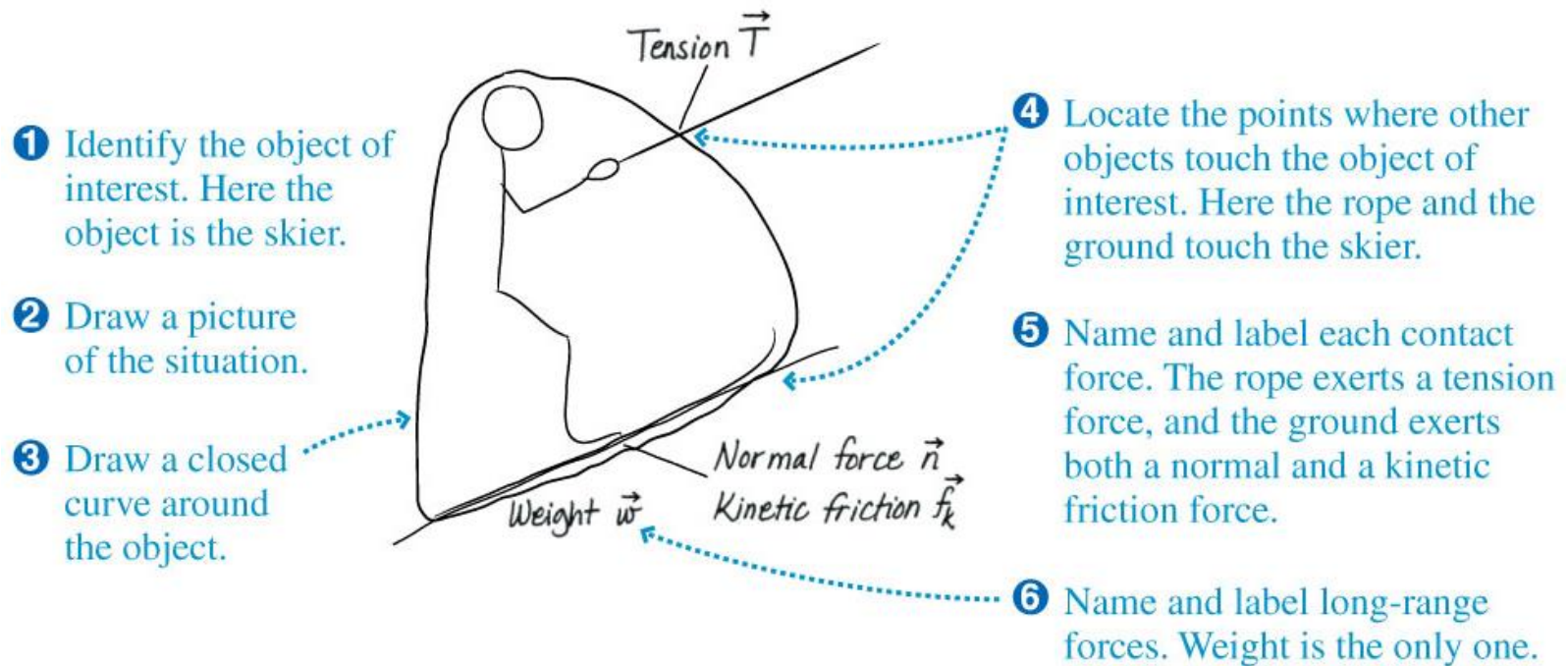
Conceptual Example 4.1: Identifying forces on a bungee jumper

A bungee jumper has leapt off a bridge and is nearing the bottom of her fall. What forces are being exerted on the bungee jumper?



Conceptual Example 4.2: Identifying forces on a skier

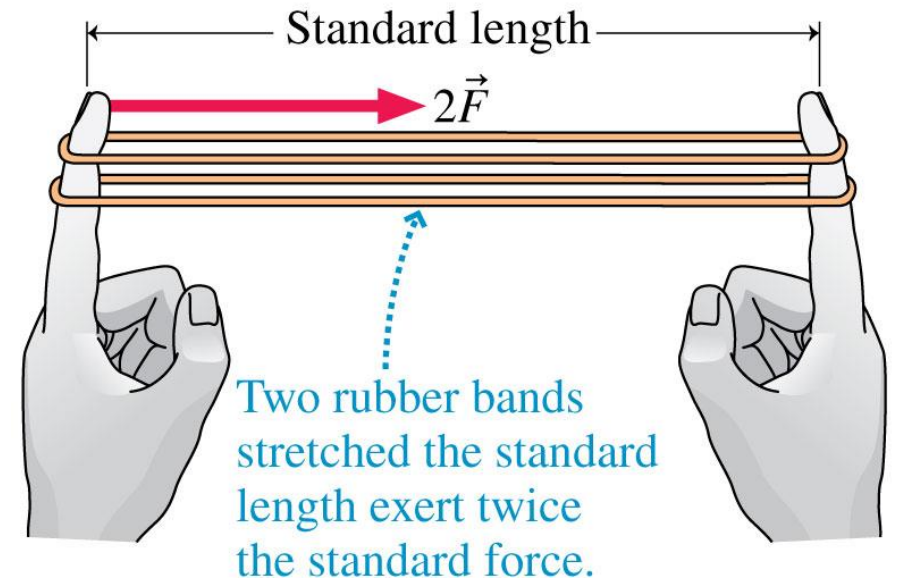
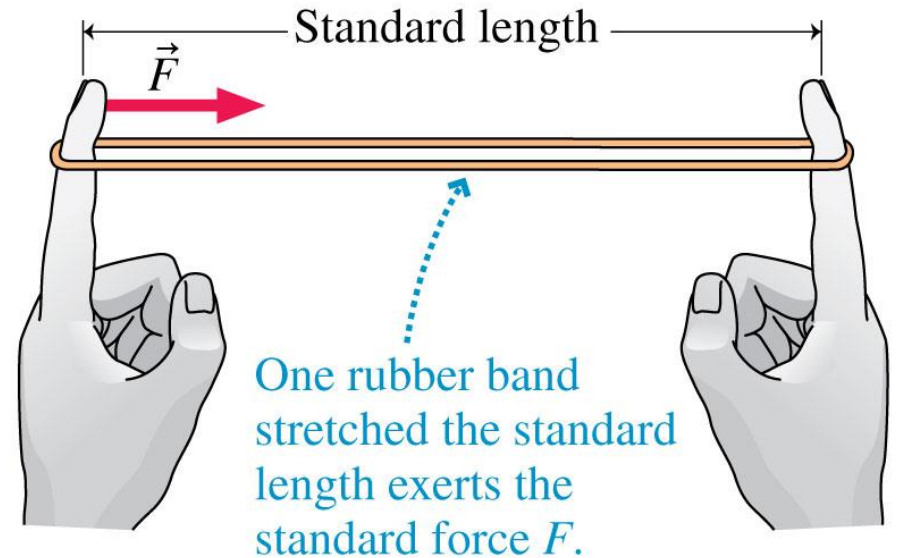
A skier is being towed up a snow-covered hill by a tow rope. What forces are being exerted on the skier?



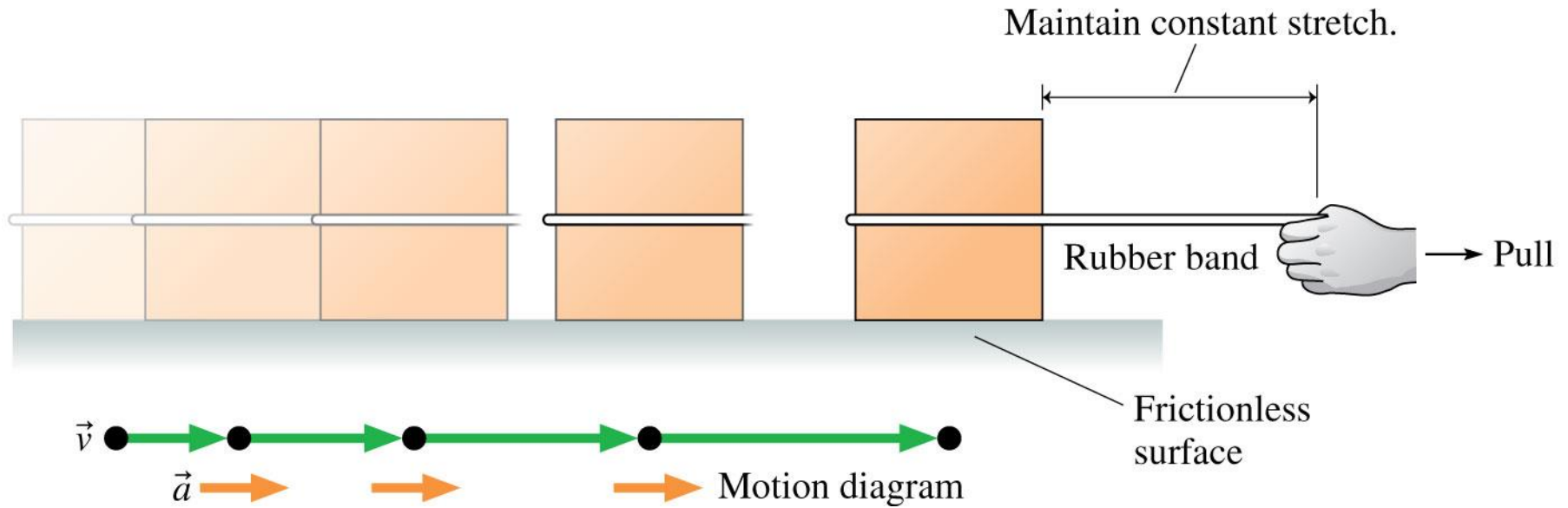
Section 4.4 What Do Forces Do?

What Do Forces Do?

- How does an object move when a force is exerted on it?



What Do Forces Do?



- As the block starts to move, in order to keep the pulling force constant you must *move your hand* in just the right way to keep the length of the rubber band—and thus the force—*constant*.

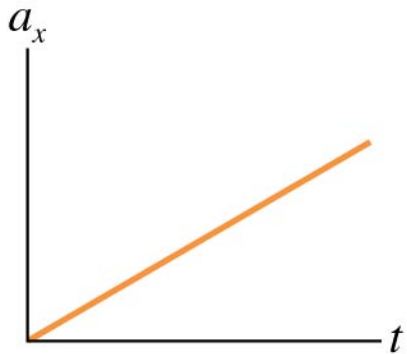
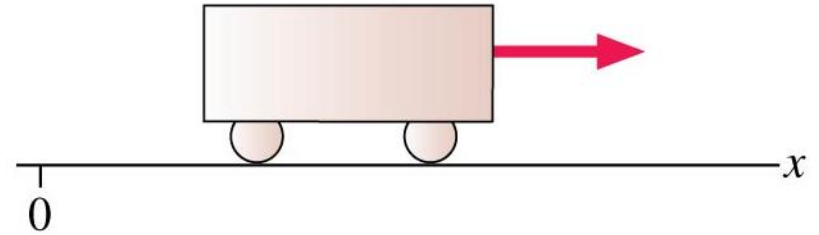
What Do Forces Do?

The experimental findings of the motion of objects acted on by constant forces are:

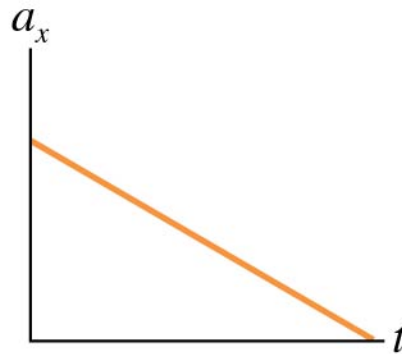
- **An object pulled with a constant force moves with a constant acceleration.**
- **Acceleration is directly proportional to force.**
- **Acceleration is *inversely proportional* to an object's mass.**

QuickCheck 4.5

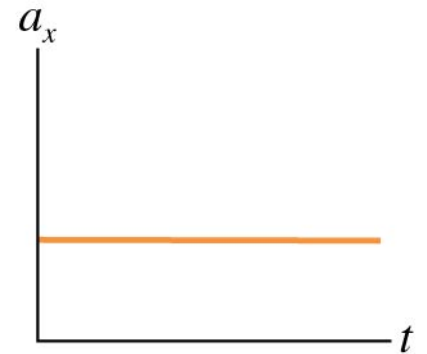
A cart is pulled to the right with a constant, steady force. How will its acceleration graph look?



A.



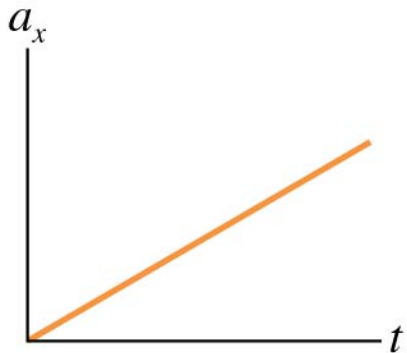
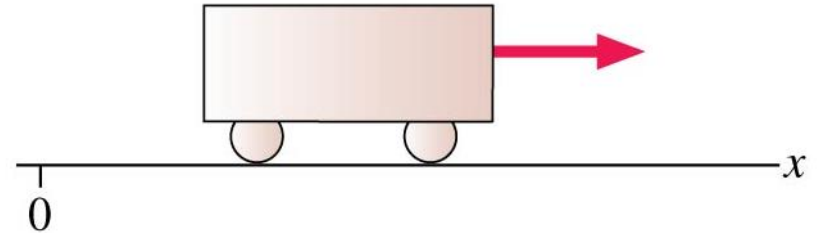
B.



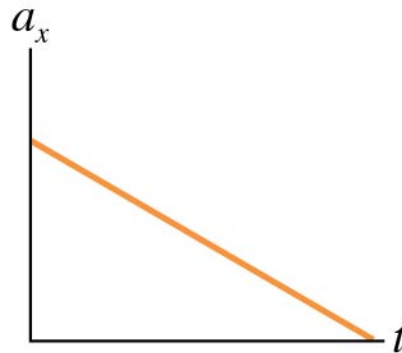
C.

QuickCheck 4.5

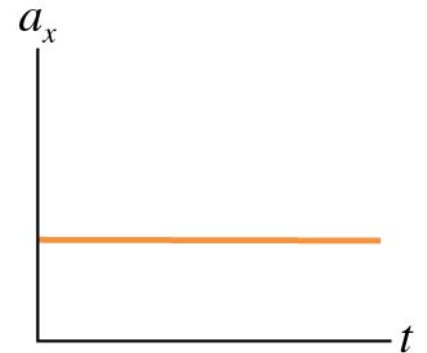
A cart is pulled to the right with a constant, steady force. How will its acceleration graph look?



A.



B.



C.

A constant force produces a constant acceleration.

Example 4.4 Finding the mass of an unknown block

When a rubber band is stretched to pull on a 1.0 kg block with a constant force, the acceleration of the block is measured to be 3.0 m/s^2 . When a block with an unknown mass is pulled with the same rubber band, using the same force, its acceleration is 5.0 m/s^2 . What is the mass of the unknown block?

PREPARE Each block's acceleration is inversely proportional to its mass.

Example 4.4 Finding the mass of an unknown block (cont.)

SOLVE We can use the result of the Inversely Proportional Relationships box to write

$$\frac{3.0 \text{ m/s}^2}{5.0 \text{ m/s}^2} = \frac{m}{1.0 \text{ kg}}$$

or

$$m = \frac{3.0 \text{ m/s}^2}{5.0 \text{ m/s}^2} \times (1.0 \text{ kg}) = 0.60 \text{ kg}$$

ASSESS With the same force applied, the unknown block had a *larger* acceleration than the 1.0 kg block. It makes sense, then, that its mass—its resistance to acceleration—is *less* than 1.0 kg.

Section 4.5 Newton's Second Law

Newton's Second Law

- **A force causes an object to accelerate.**
- **The acceleration a is directly proportional to the force F and inversely proportional to the mass m :**

$$a = \frac{F}{m}$$

- **The direction of the acceleration is the same as the direction of the force:**

$$\vec{a} = \frac{\vec{F}}{m}$$

Newton's Second Law

Newton's second law An object of mass m subjected to forces $\vec{F}_1, \vec{F}_2, \vec{F}_3, \dots$ will undergo an acceleration \vec{a} given by

$$\vec{a} = \frac{\vec{F}_{\text{net}}}{m}$$

where the net force $\vec{F}_{\text{net}} = \vec{F}_1 + \vec{F}_2 + \vec{F}_3 + \dots$ is the vector sum of all forces acting on the object. **The acceleration vector \vec{a} points in the same direction as the net force vector \vec{F}_{net} .**

$$\vec{F}_{\text{net}} = m\vec{a}$$

QuickCheck 4.6

A constant force causes an object to accelerate at 4 m/s^2 . What is the acceleration of an object with twice the mass that experiences the same force?

- A. 1 m/s^2
- B. 2 m/s^2
- C. 4 m/s^2
- D. 8 m/s^2
- E. 16 m/s^2

QuickCheck 4.6

A constant force causes an object to accelerate at 4 m/s^2 . What is the acceleration of an object with twice the mass that experiences the same force?

A. 1 m/s^2

 B. 2 m/s^2

C. 4 m/s^2

D. 8 m/s^2

E. 16 m/s^2

$$a = \frac{F}{m}$$

QuickCheck 4.7

An object, when pushed with a net force F , has an acceleration of 2 m/s^2 . Now twice the force is applied to an object that has four times the mass. Its acceleration will be

- A. $\frac{1}{2} \text{ m/s}^2$
- B. 1 m/s^2
- C. 2 m/s^2
- D. 4 m/s^2

QuickCheck 4.7

An object, when pushed with a net force F , has an acceleration of 2 m/s^2 . Now twice the force is applied to an object that has four times the mass. Its acceleration will be

A. $\frac{1}{2} \text{ m/s}^2$

 B. 1 m/s^2

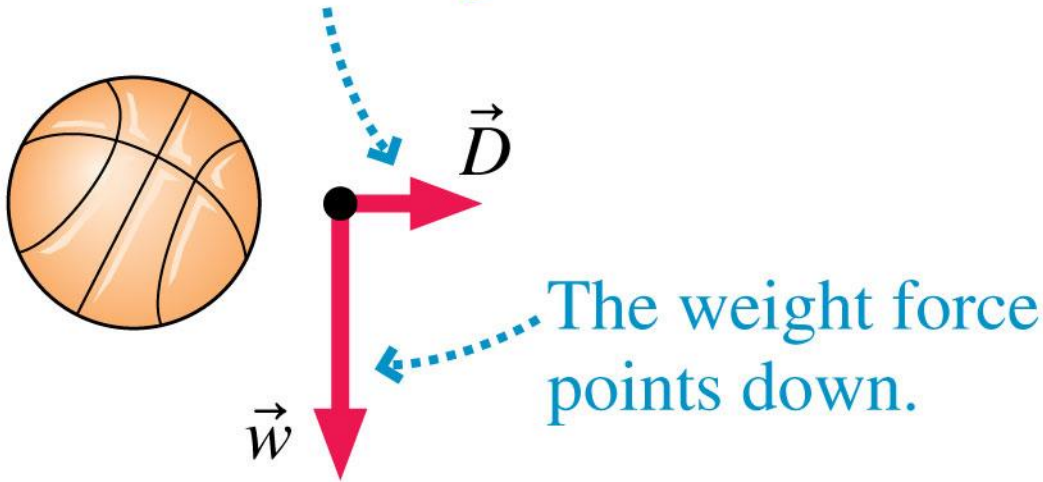
C. 2 m/s^2

D. 4 m/s^2

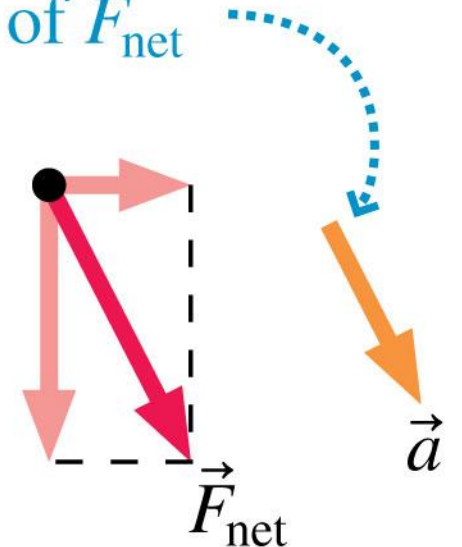
Conceptual Example 4.5 Acceleration of a wind-blown basketball

A basketball is released from rest in a stiff breeze directed to the right. In what direction does the ball accelerate?

(a) The drag force is to the right.



(b) The acceleration is in the direction of \vec{F}_{net}



Conceptual Example 4.5 Acceleration of a wind-blown basketball (cont.)

REASON Wind is just air in motion. If the air is moving to the *right* with respect to the ball, then the ball is moving to the *left* with respect to the air. There will be a drag force opposite the velocity of the ball relative to the air, to the right. So, as FIGURE 4.22a shows, two forces are acting on the ball: its weight \vec{w} directed downward and the drag force \vec{D} directed to the right. Newton's second law tells us that the direction of the acceleration is the same as the direction of the net force \vec{F}_{net} . In FIGURE 4.22b we find \vec{F}_{net} by graphical vector addition of \vec{w} and \vec{D} . We see that \vec{F}_{net} and therefore \vec{a} point downward and to the right.

ASSESS This makes sense on the basis of your experience. Weight pulls the ball down, and the wind pushes the ball to the right. The net result is an acceleration down and to the right.

QuickCheck 4.8

A 40-car train travels along a straight track at 40 mph. A skier speeds up as she skis downhill. On which is the net force greater?

- A. The train
- B. The skier
- C. The net force is the same on both.
- D. There's not enough information to tell.

QuickCheck 4.8

A 40-car train travels along a straight track at 40 mph. A skier speeds up as she skis downhill. On which is the net force greater?

A. The train

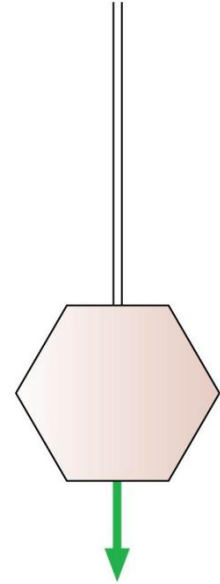
 B. The skier

C. The net force is the same on both.

D. There's not enough information to tell.

QuickCheck 4.9

An object on a rope is lowered at constant speed.
Which is true?



- A. The rope tension is greater than the object's weight.
- B. The rope tension equals the object's weight.
- C. The rope tension is less than the object's weight.
- D. The rope tension can't be compared to the object's weight.

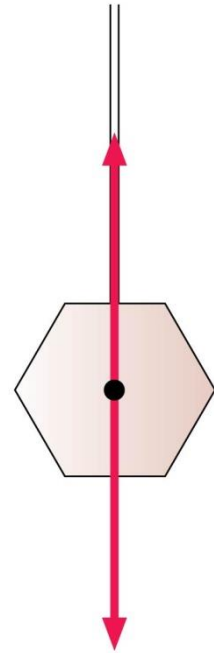
QuickCheck 4.9

An object on a rope is lowered at constant speed.
Which is true?

Constant velocity

Zero acceleration

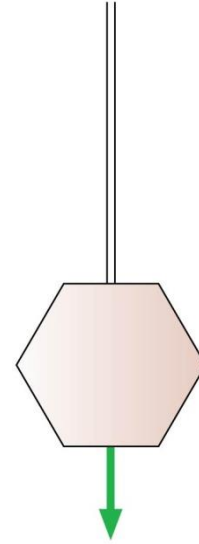
$$\vec{F}_{\text{net}} = \vec{0}$$



- A. The rope tension is greater than the object's weight.
- ✓ B. The rope tension equals the object's weight.
- C. The rope tension is less than the object's weight.
- D. The rope tension can't be compared to the object's weight.

QuickCheck 4.10

An object on a rope is lowered at a steadily decreasing speed. Which is true?

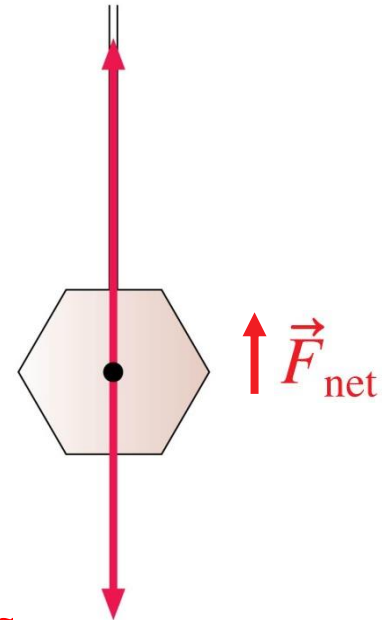


- A. The rope tension is greater than the object's weight.
- B. The rope tension equals the object's weight.
- C. The rope tension is less than the object's weight.
- D. The rope tension can't be compared to the object's weight.

QuickCheck 4.10

An object on a rope is lowered at a steadily decreasing speed. Which is true?

Decreasing downward velocity
Acceleration vector points up
 \vec{F}_{net} points up



- ✓ A. The rope tension is greater than the object's weight.
- B. The rope tension equals the object's weight.
- C. The rope tension is less than the object's weight.
- D. The rope tension can't be compared to the object's weight.

Units of Force

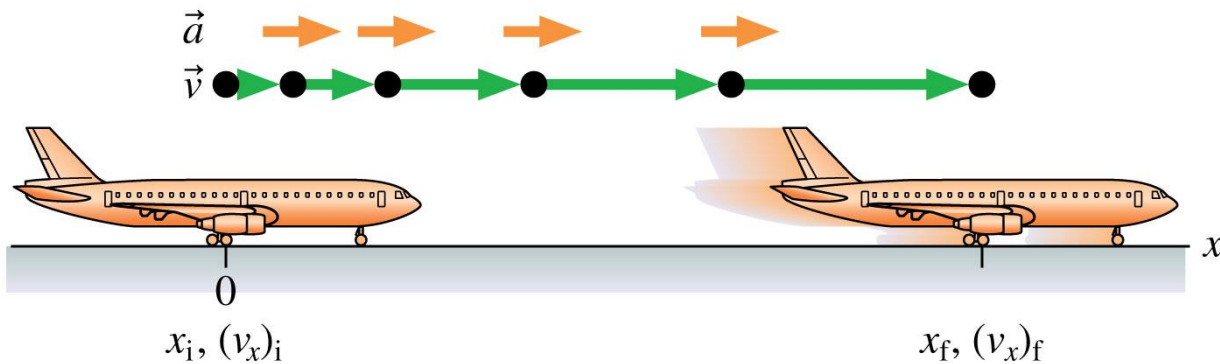
$$1 \text{ basic unit of force} = (1 \text{ kg}) \times (1 \text{ m/s}^2) = 1 \frac{\text{kg} \cdot \text{m}}{\text{s}^2}$$

The basic unit of force is called a *newton*. One **newton** is the force that causes a 1 kg mass to accelerate at 1 m/s².

$$1 \text{ pound} = 1 \text{ lb} = 4.45 \text{ N}$$

Example 4.6 Racing down the runway

A Boeing 737—a small, short-range jet with a mass of 51,000 kg—sits at rest. The pilot turns the pair of jet engines to full throttle, and the thrust accelerates the plane down the runway. After traveling 940 m, the plane reaches its takeoff speed of 70 m/s and leaves the ground. What is the thrust of each engine?



Known

$$x_i = 0 \text{ m}, (v_x)_i = 0 \text{ m/s}$$

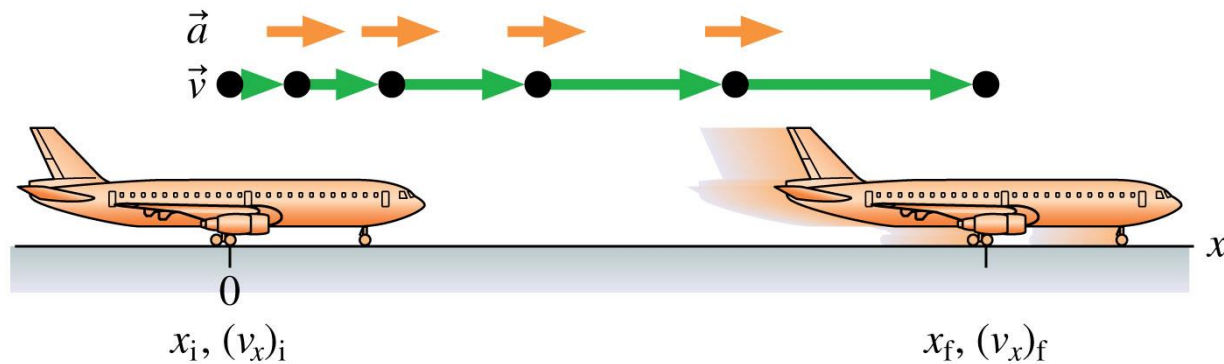
$$x_f = 940 \text{ m}, (v_x)_f = 70 \text{ m/s}$$

Find

$$a_x \text{ and } F_{\text{net}}$$

Example 4.6 Racing down the runway (cont.)

PREPARE If we assume that the plane undergoes a constant acceleration (a reasonable assumption), we can use kinematics to find the magnitude of that acceleration. Then we can use Newton's second law to find the force—the thrust—that produced this acceleration. FIGURE 4.23 is a visual overview of the airplane's motion.



Known

$$x_i = 0 \text{ m}, (v_x)_i = 0 \text{ m/s}$$

$$x_f = 940 \text{ m}, (v_x)_f = 70 \text{ m/s}$$

Find

$$a_x \text{ and } F_{\text{net}}$$

Example 4.6 Racing down the runway (cont.)

SOLVE We don't know how much time it took the plane to reach its takeoff speed, but we do know that it traveled a distance of 940 m. We can solve for the acceleration by using the third constant-acceleration equation in Synthesis 2.1:

$$(v_x)_f^2 = (v_x)_i^2 + 2a_x \Delta x$$

The displacement is $\Delta x = x_f - x_i = 940$ m, and the initial velocity is 0. We can rearrange the equation to solve for the acceleration:

$$a_x = \frac{(v_x)_f^2}{2 \Delta x} = \frac{(70 \text{ m/s})^2}{2(940 \text{ m})} = 2.61 \text{ m/s}^2$$

Example 4.6 Racing down the runway (cont.)

We've kept an extra significant figure because this isn't our final result—we are asked to solve for the thrust. We complete the solution by using Newton's second law:

$$F = ma_x = (51,000 \text{ kg})(2.61 \text{ m/s}^2) = 133,000 \text{ N}$$

The thrust of each engine is half of this total force:

$$\text{Thrust of one engine} = 67,000 \text{ N} = 67 \text{ kN}$$

Example 4.6 Racing down the runway (cont.)

ASSESS An acceleration of about $\frac{1}{4}g$ seems reasonable for an airplane: It's zippy, but it's not a thrill ride. And the final value we find for the thrust of each engine is close to the value given in Table 4.2. This gives us confidence that our final result makes good physical sense.

Section 4.6 Free-Body Diagrams

Free-Body Diagrams

TACTICS BOX 4.3

Drawing a free-body diagram



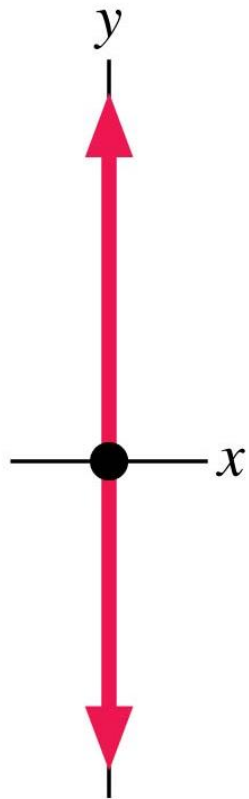
- 1 **Identify all forces acting on the object.** This step was described in Tactics Box 4.2.
- 2 **Draw a coordinate system.** Use the axes defined in your pictorial representation (Tactics Box 2.2). If those axes are tilted, for motion along an incline, then the axes of the free-body diagram should be similarly tilted.
- 3 **Represent the object as a dot at the origin of the coordinate axes.** This is the particle model.
- 4 **Draw vectors representing each of the identified forces.** This was described in Tactics Box 4.1. Be sure to label each force vector.
- 5 **Draw and label the *net force* vector \vec{F}_{net} .** Draw this vector beside the diagram, not on the particle. Then check that \vec{F}_{net} points in the same direction as the acceleration vector \vec{a} on your motion diagram. Or, if appropriate, write $\vec{F}_{\text{net}} = \vec{0}$.

Exercises 17–22 

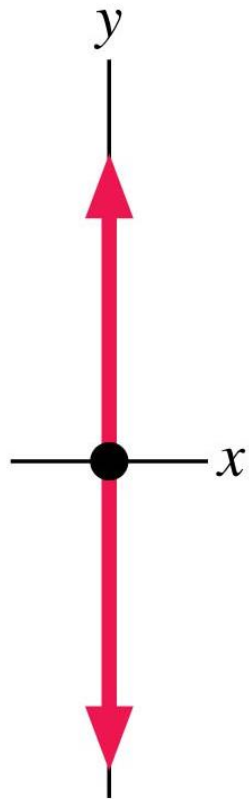
Text: p. 112

QuickCheck 4.11

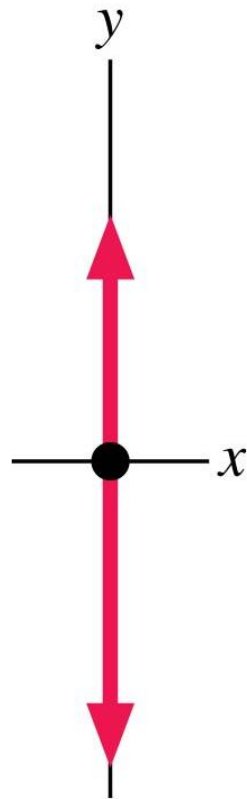
An elevator, lifted by a cable, is moving upward and slowing. Which is the correct free-body diagram?



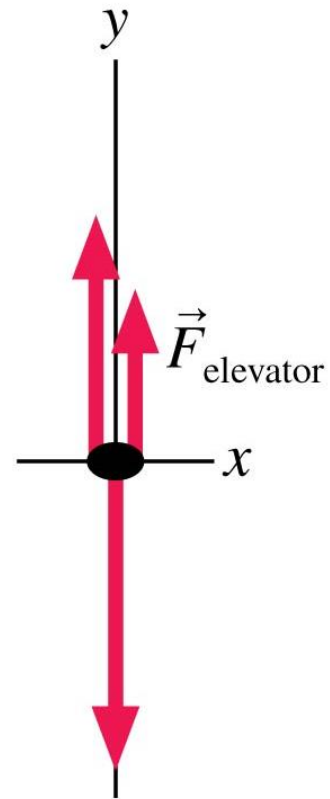
A.



B.



C.



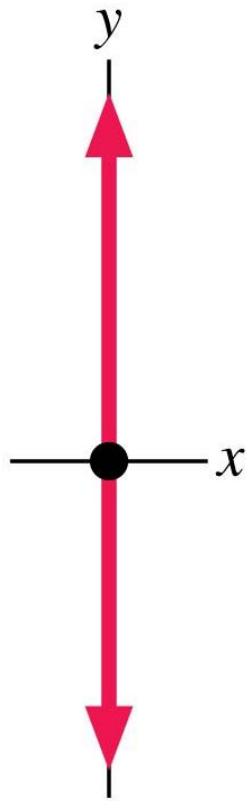
D.

$$\vec{F}_{\text{net}} = \vec{0}$$

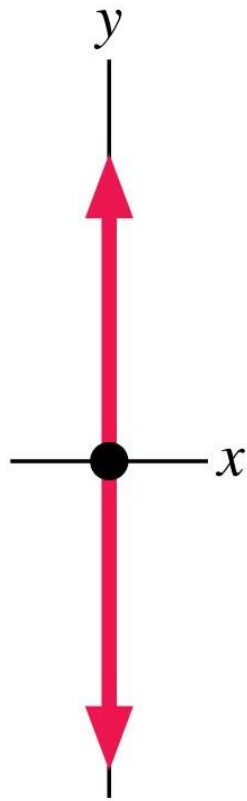
E.

QuickCheck 4.11

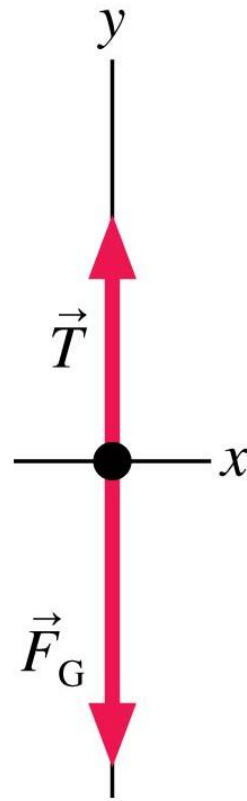
An elevator, lifted by a cable, is moving upward and slowing. Which is the correct free-body diagram?



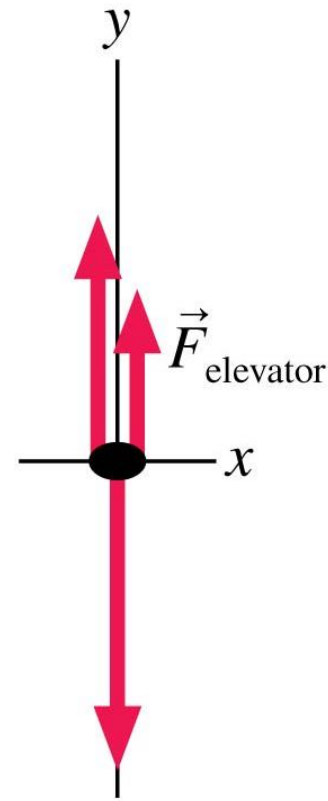
A.



B.



✓ C.



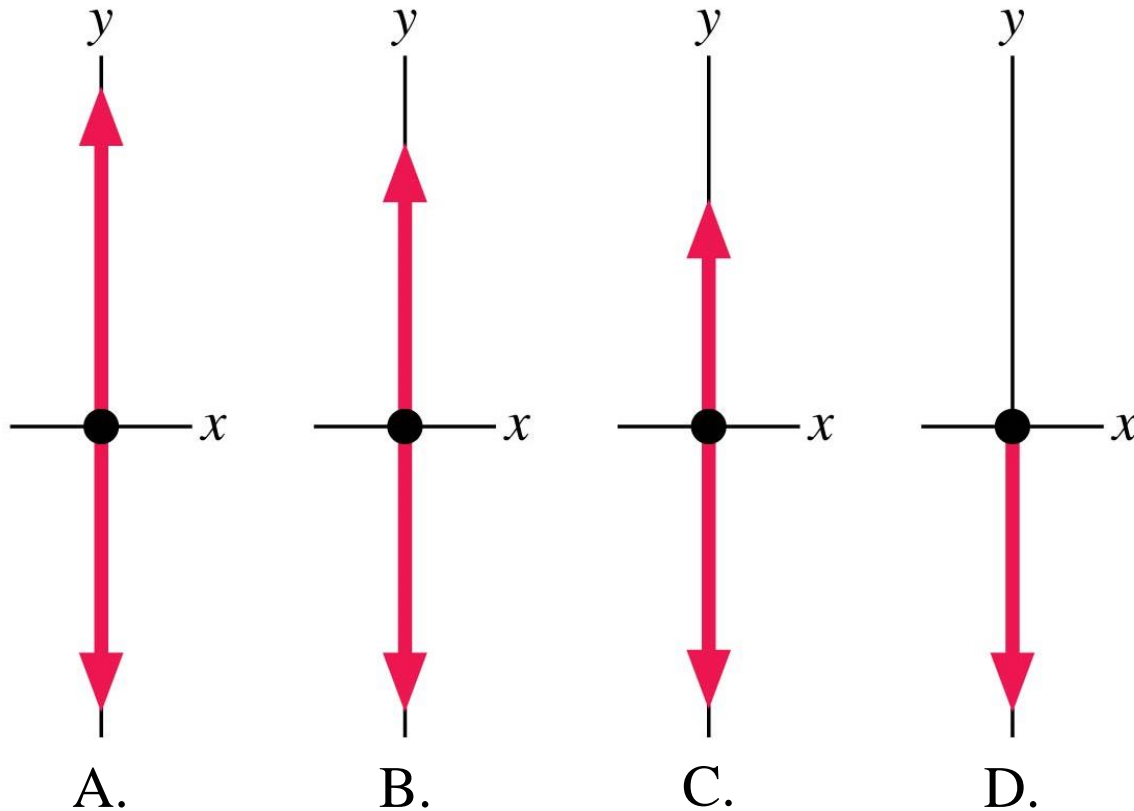
D.

$$\vec{F}_{\text{net}} = \vec{0}$$

E.

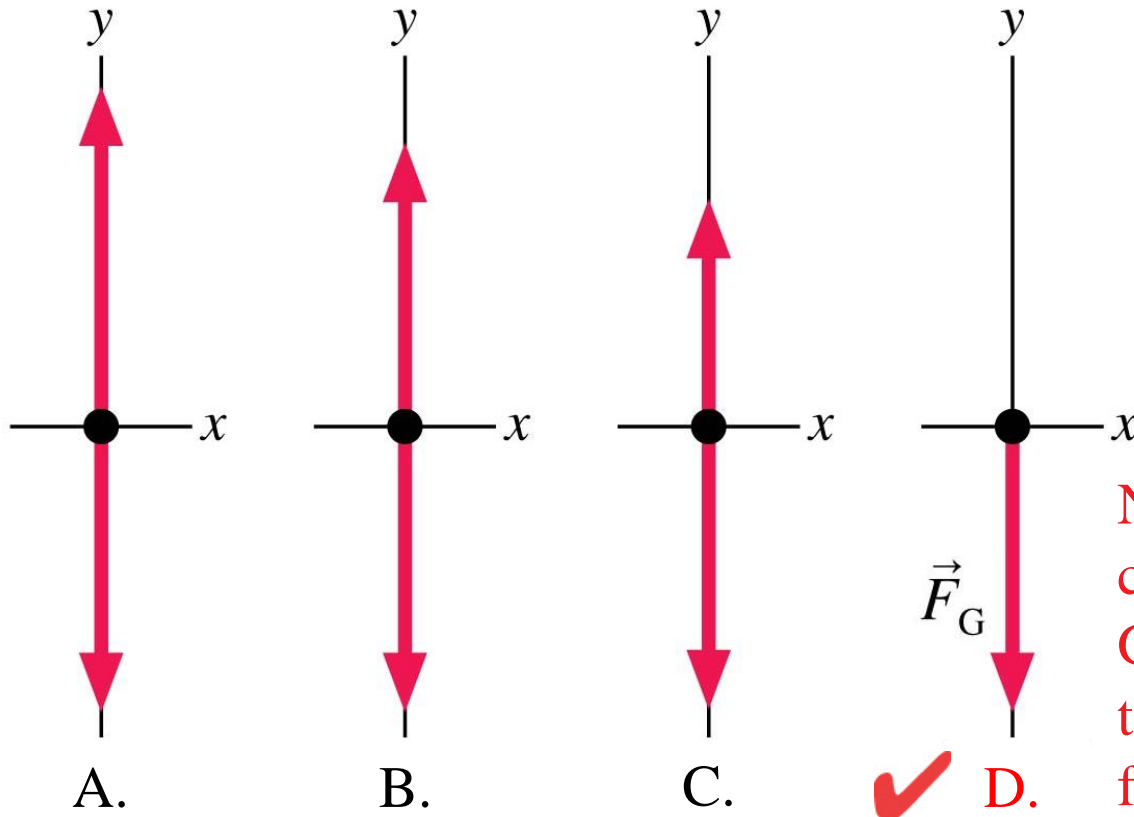
QuickCheck 4.12

A ball has been tossed straight up. Which is the correct free-body diagram just after the ball has left the hand? Ignore air resistance.



QuickCheck 4.12

A ball has been tossed straight up. Which is the correct free-body diagram just after the ball has left the hand? Ignore air resistance.

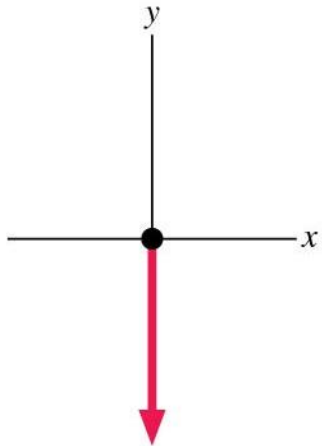
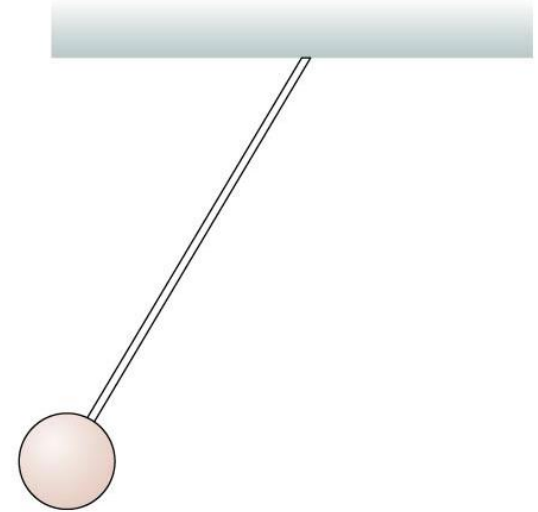


No points of contact.
Gravity is the only force.

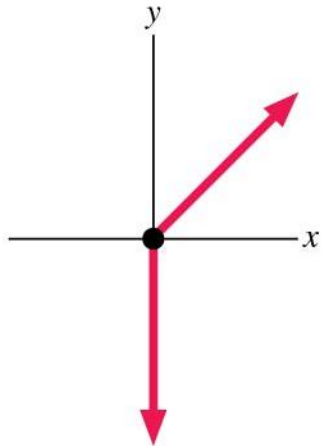


QuickCheck 4.13

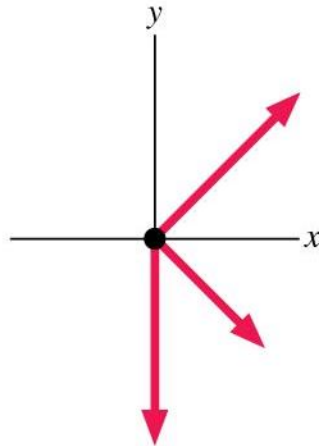
A ball, hanging from the ceiling by a string, is pulled back and released. Which is the correct free-body diagram just after its release?



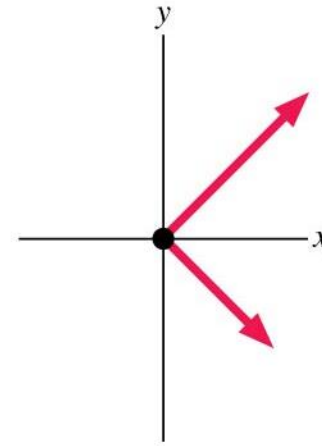
A.



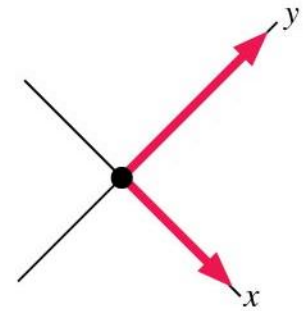
B.



C.



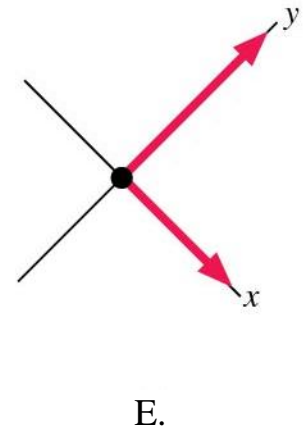
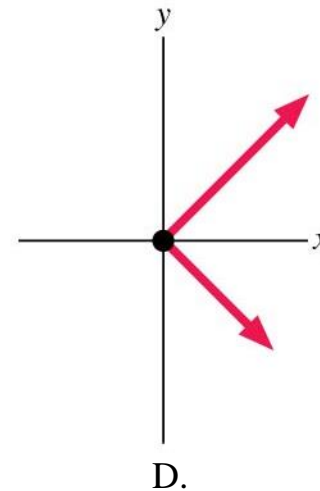
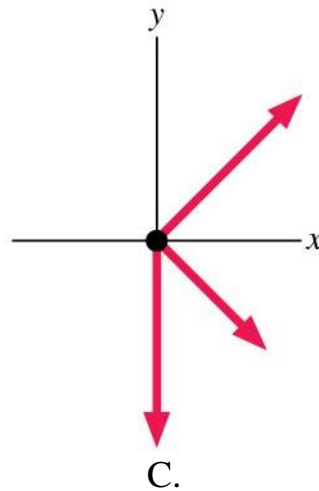
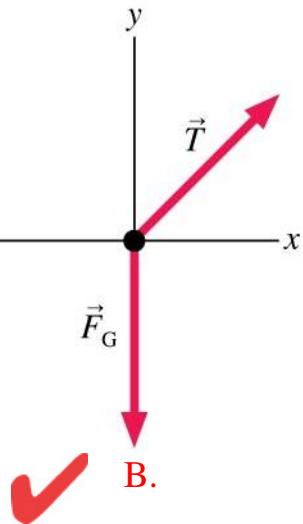
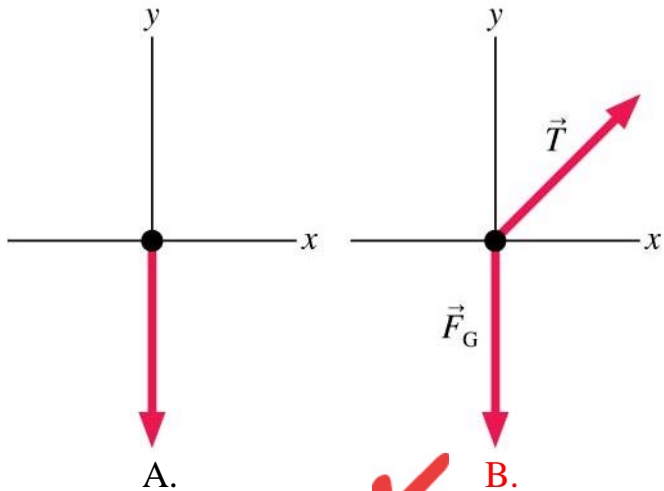
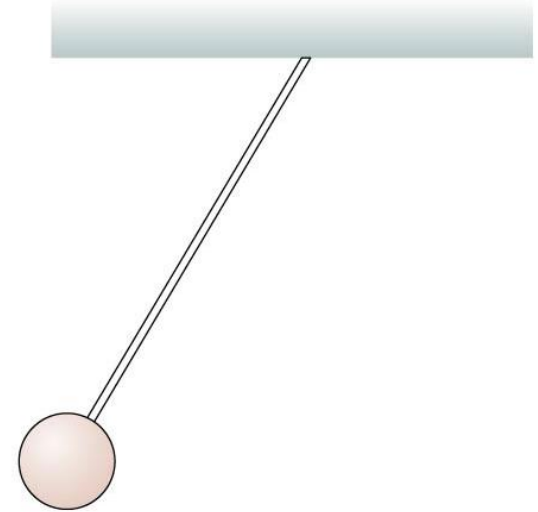
D.



E.

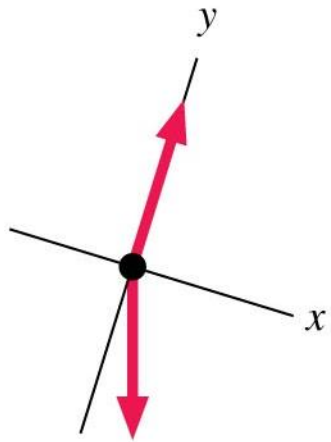
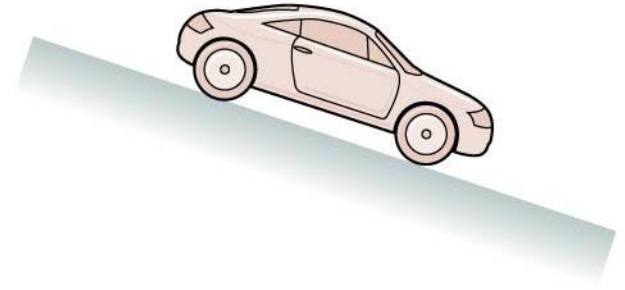
QuickCheck 4.13

A ball, hanging from the ceiling by a string, is pulled back and released. Which is the correct free-body diagram just after its release?

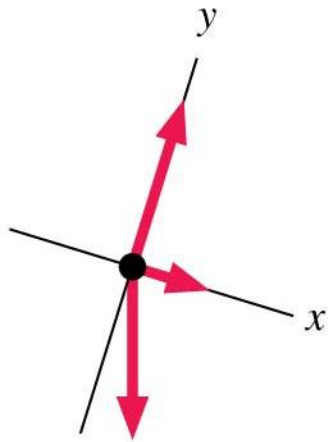


QuickCheck 4.14

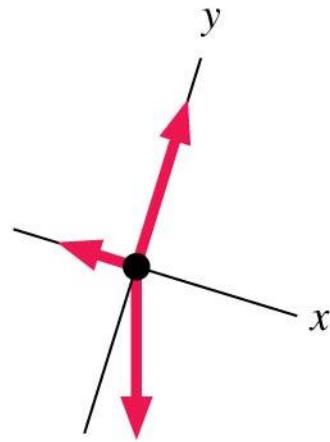
A car is parked on a hill. Which is the correct free-body diagram?



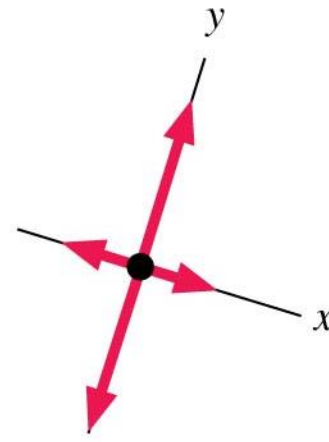
A.



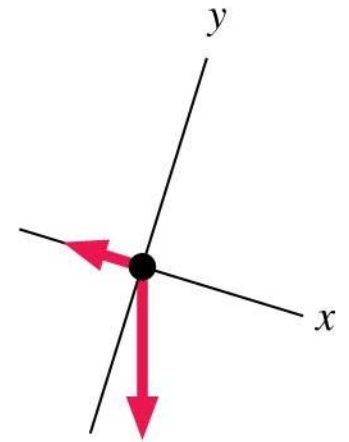
B.



C.



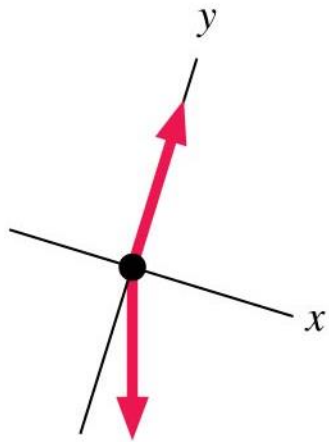
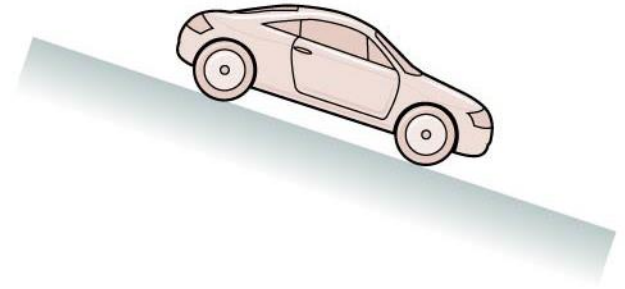
D.



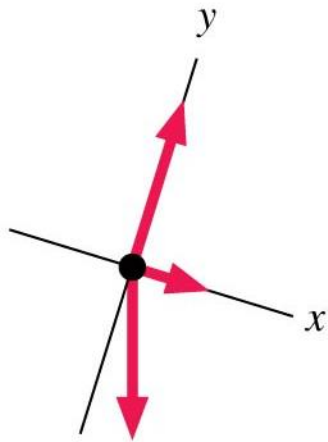
E.

QuickCheck 4.14

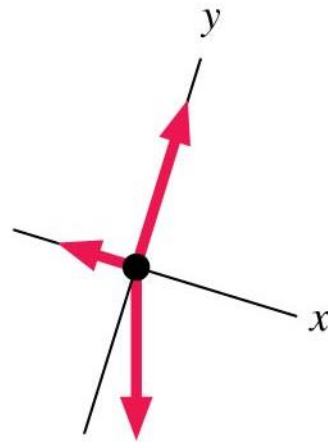
A car is parked on a hill. Which is the correct free-body diagram?



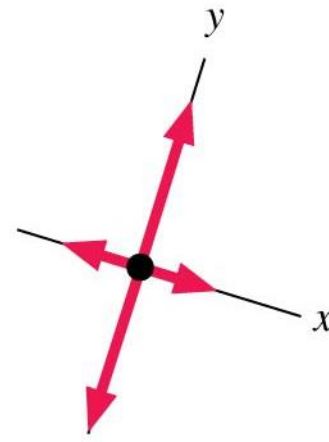
A.



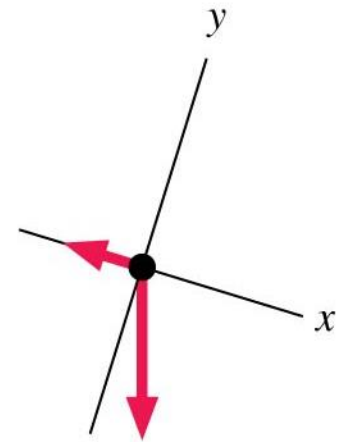
B.



C.



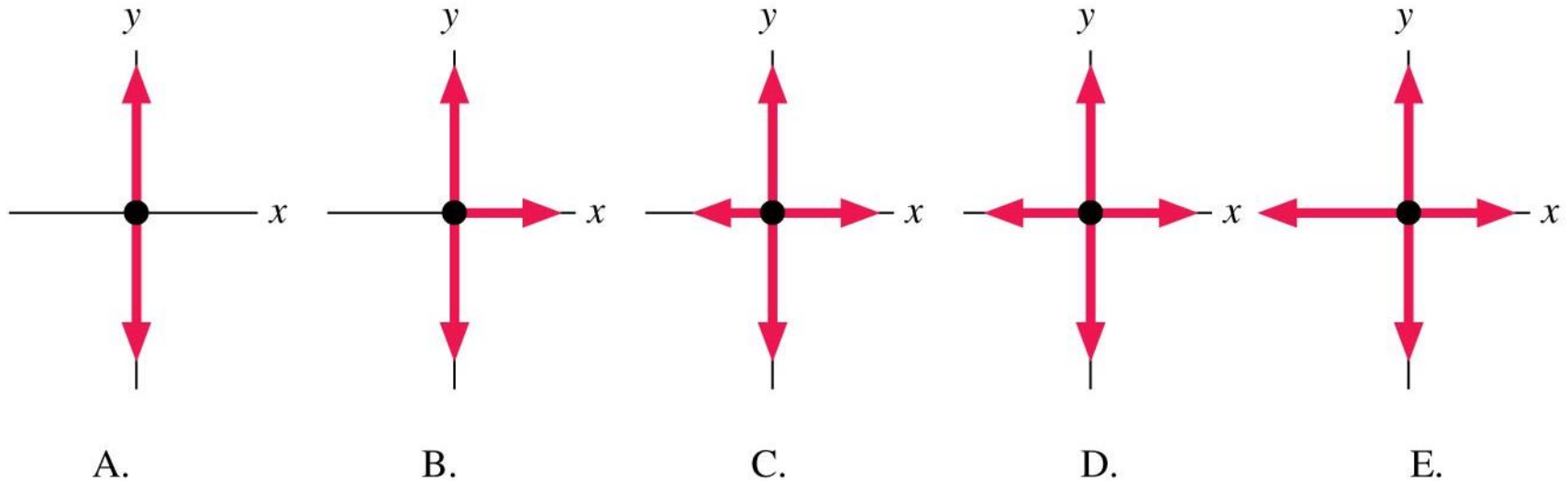
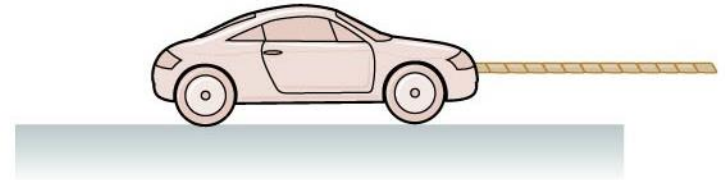
D.



E.

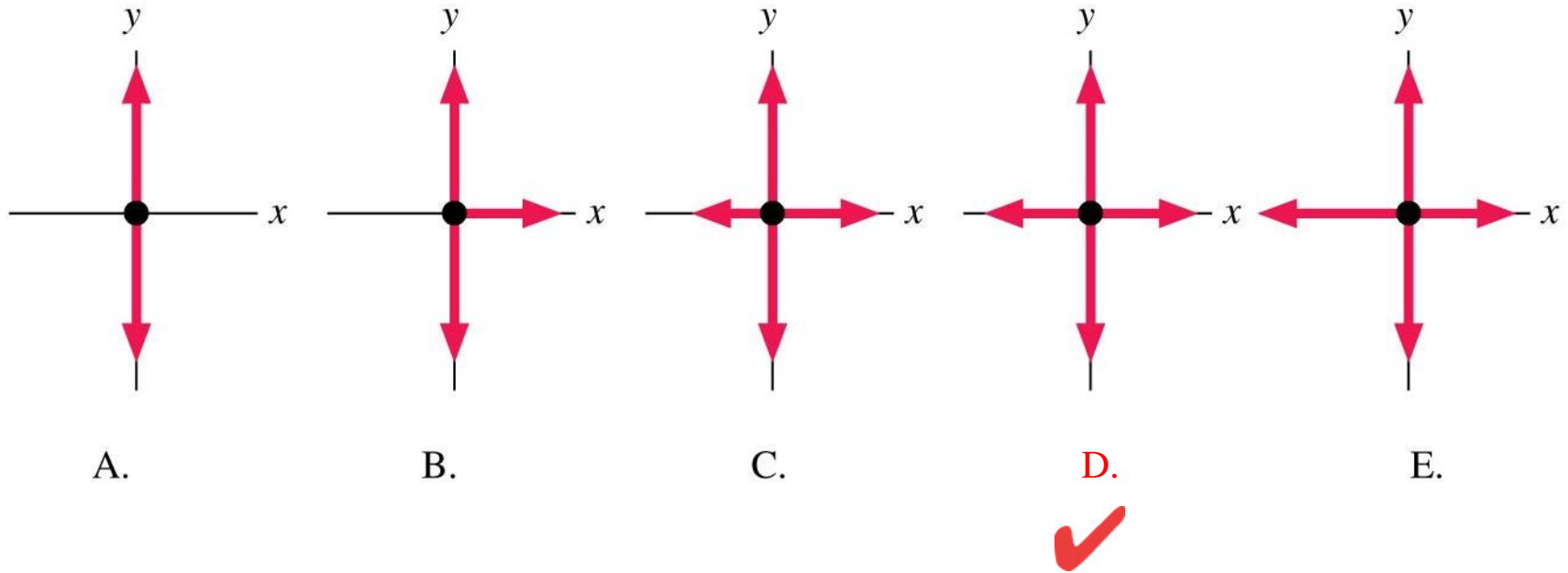
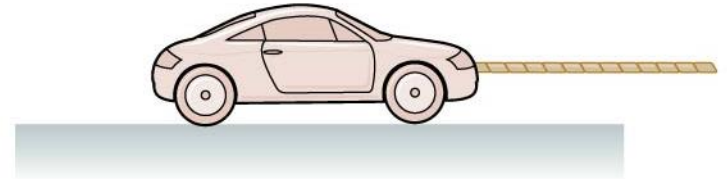
QuickCheck 4.15

A car is towed to the right at constant speed. Which is the correct free-body diagram?



QuickCheck 4.15

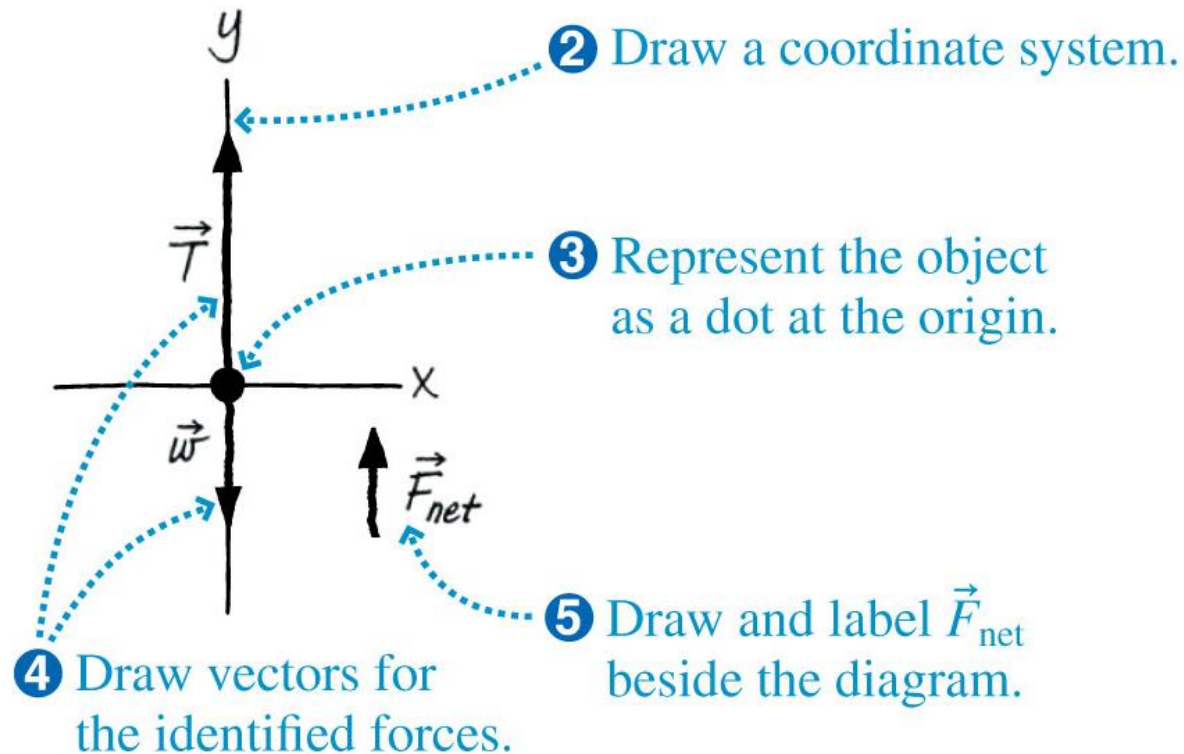
A car is towed to the right at constant speed. Which is the correct free-body diagram?



Example 4.7 Forces on an elevator

An elevator, suspended by a cable, speeds up as it moves upward from the ground floor. Draw a free-body diagram of the elevator.

Free-body diagram



Example 4.7 Forces on an elevator (cont.)

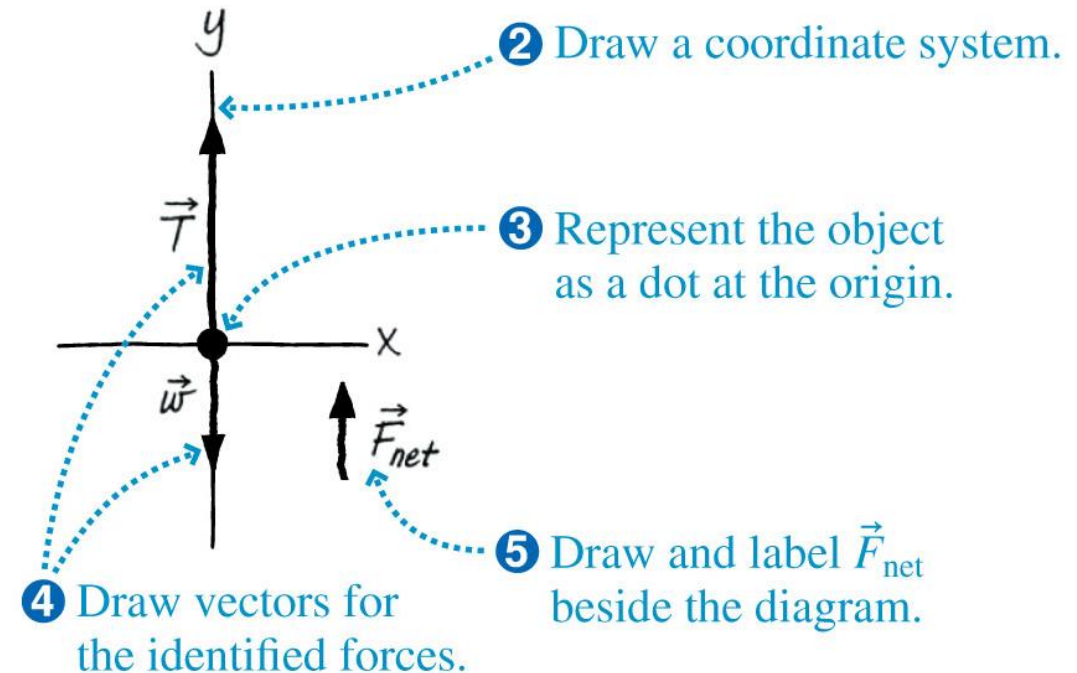
PREPARE The elevator is moving upward, and its speed is increasing. This means that the acceleration is directed upward—that's enough to say about acceleration for the purposes of this problem. Next, we continue with the forces.

FIGURE 4.24

illustrates the steps listed in Tactics Box 4.3.

We know that the acceleration is directed upward, so \vec{F}_{net} must be directed upward as well.

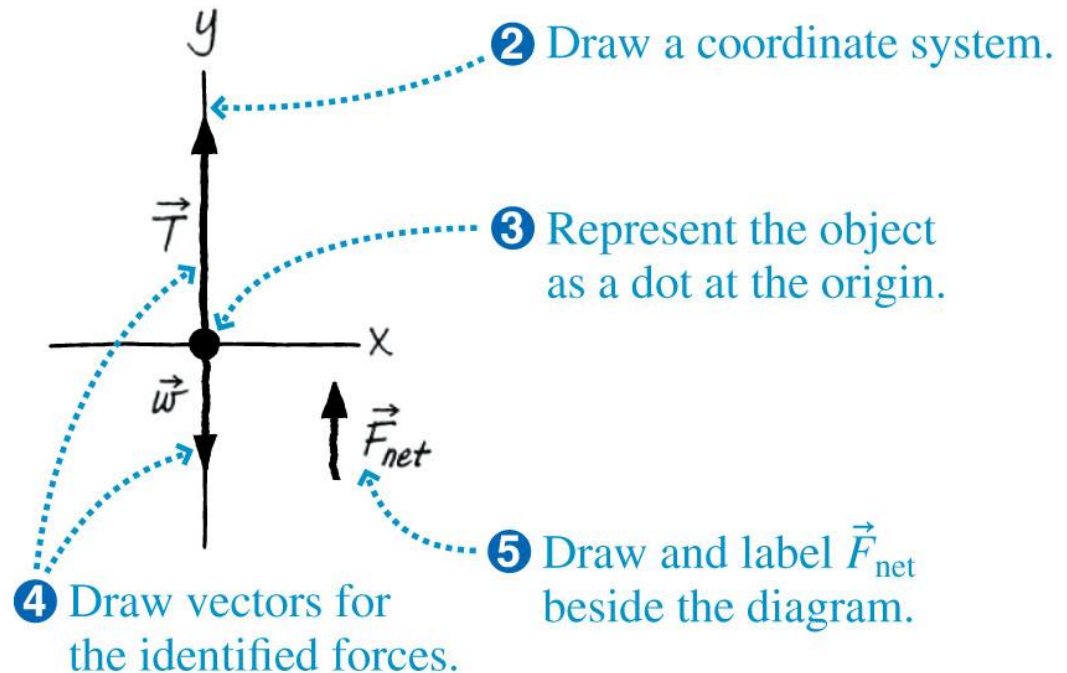
Free-body diagram



Example 4.7 Forces on an elevator (cont.)

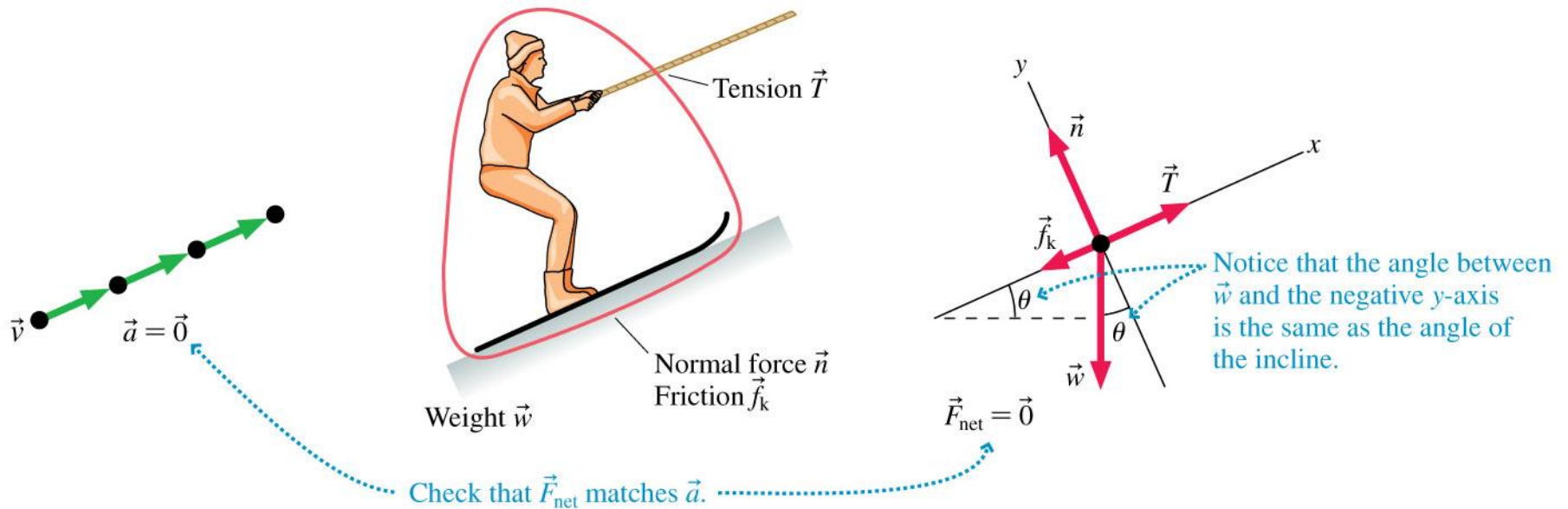
ASSESS Let's take a look at our picture and see if it makes sense. The coordinate axes, with a vertical y -axis, are the ones we would use in a pictorial representation of the motion, so we've chosen the correct axes. \vec{F}_{net} is directed upward. For this to be true, the magnitude of \vec{T} must be greater than the magnitude of \vec{w} , which is just what we've drawn.

Free-body diagram



Example 4.9 Forces on a towed skier

A tow rope pulls a skier up a snow-covered hill at a constant speed. Draw a full visual overview of the skier.



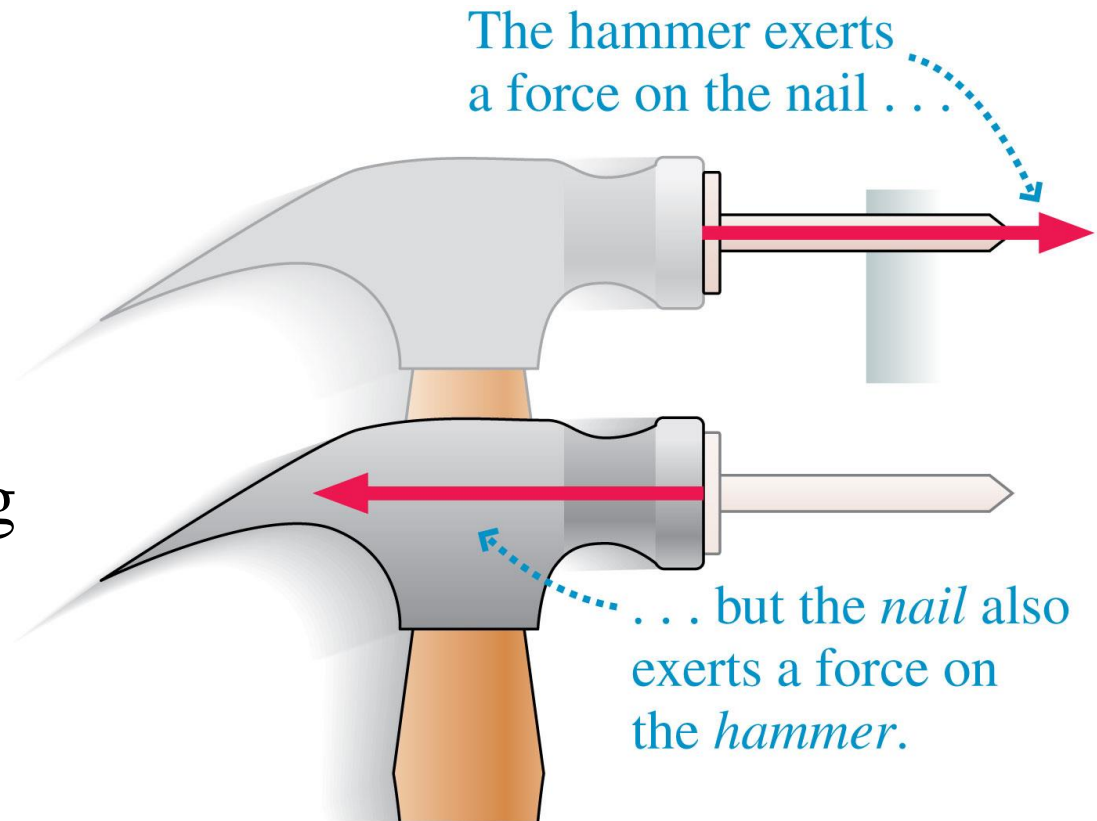
Example Problem

Consider pushing a block across the table at a steady speed. Since you're exerting a force on it, why isn't it accelerating? Identify all the forces and draw a free-body diagram. Compare the size of the pushing force and the size of the friction force.

Section 4.7 Newton's Third Law

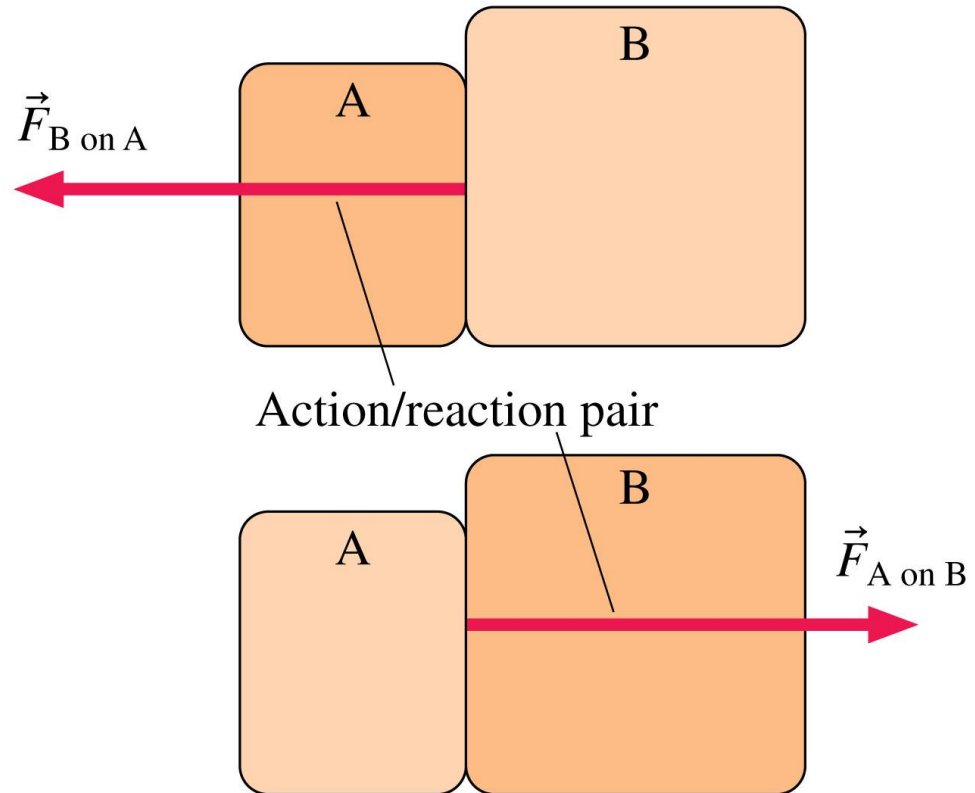
Newton's Third Law

- Motion often involves two or more objects *interacting* with each other.
- As the hammer hits the nail, the nail pushes back on the hammer.
- A bat and a ball, your foot and a soccer ball, and the earth-moon system are other examples of interacting objects.



Interacting Objects

- An **interaction** is the mutual influence of two objects on each other.
- The pair of forces shown in the figure is called an **action/reaction pair**.
- An **action/reaction pair of forces exists as a pair, or not at all.**



Reasoning with Newton's Third Law

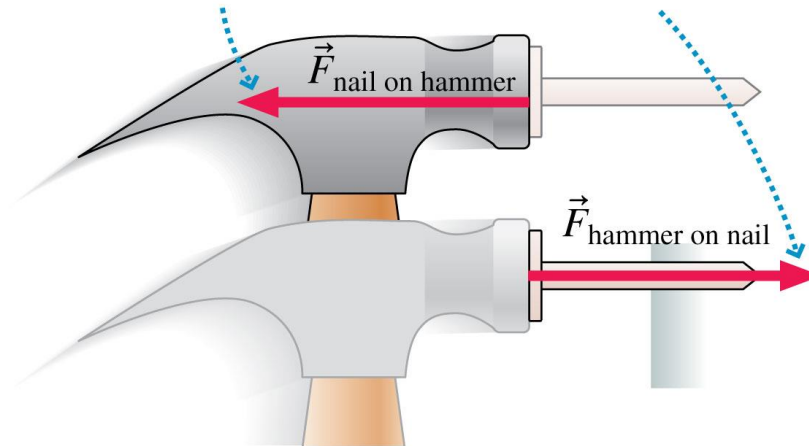
Newton's third law Every force occurs as one member of an action/reaction pair of forces.

- The two members of an action/reaction pair act on two *different* objects.
- The two members of an action/reaction pair point in *opposite* directions and are *equal in magnitude*.

Each force in an action/reaction pair acts on a *different* object.

This is a force on the hammer.

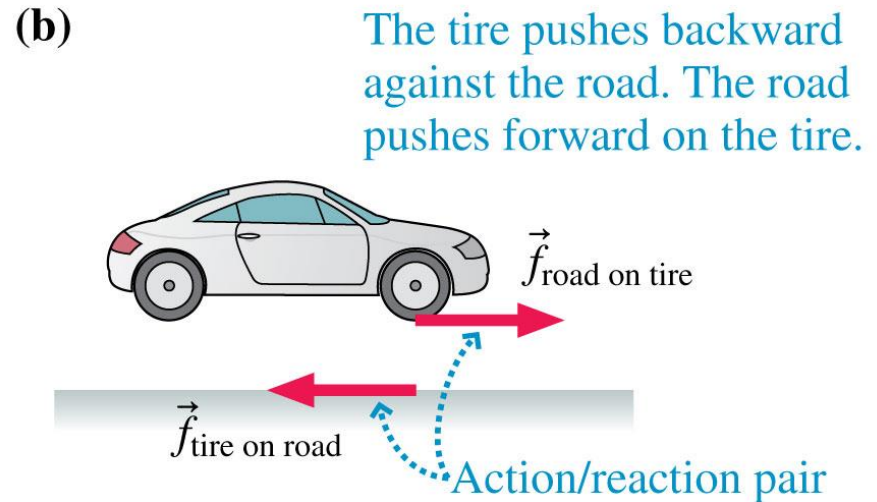
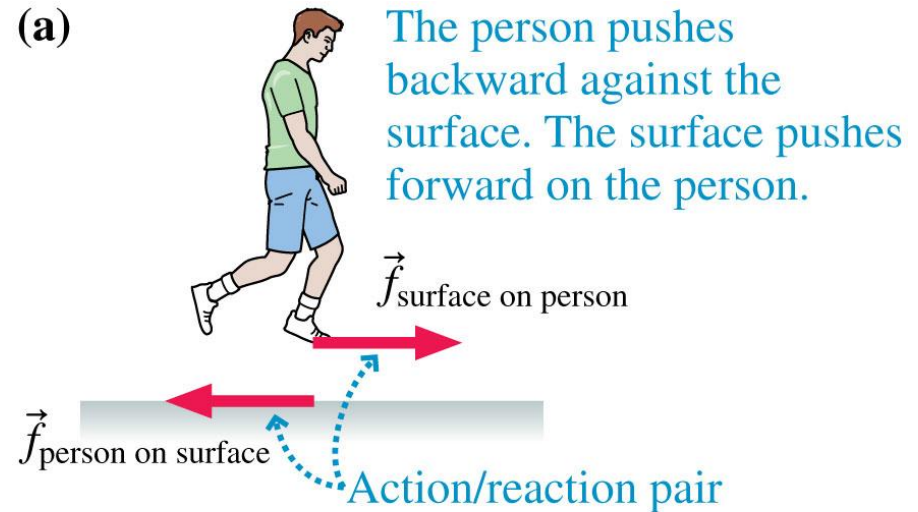
This is a force on the nail.



The members of the pair point in *opposite* directions, but are of *equal* magnitude.

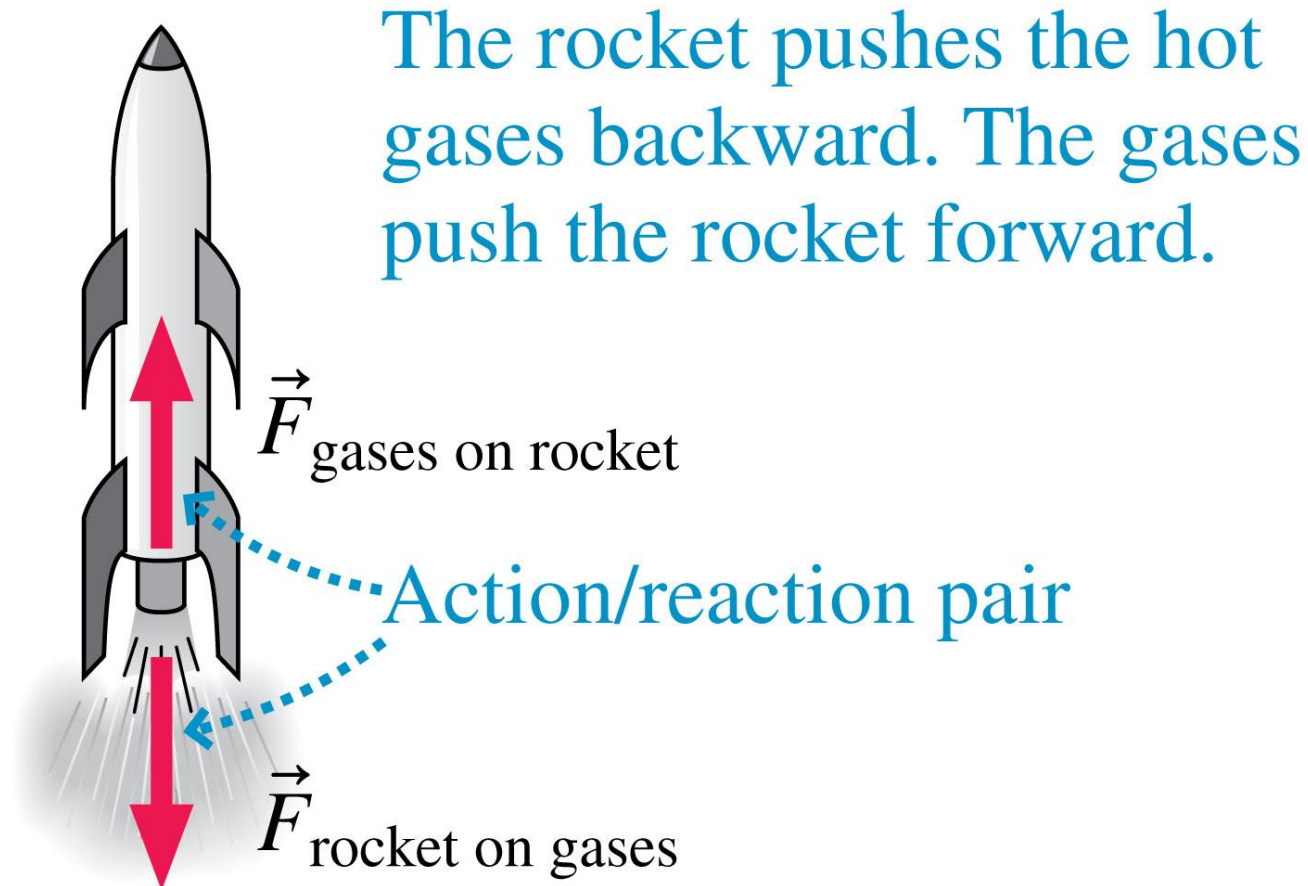
Runners and Rockets

- In order for you to walk, the floor needs to have friction so that your foot sticks to the floor as you straighten your leg, moving your body forward.
- The friction that prevents slipping is *static* friction.
- The static friction has to point in the forward direction to prevent your foot from slipping.



Runners and Rockets

- The rocket pushes hot gases out the back, and this results in a forward force (*thrust*) on the rocket.



QuickCheck 4.16

10-year-old Sarah stands on a skateboard. Her older brother Jack starts pushing her backward and she starts speeding up. The force of Jack on Sarah is

- A. Greater than the force of Sarah on Jack.
- B. Equal to the force of Sarah on Jack.
- C. Less than the force of Sarah on Jack.

QuickCheck 4.16

10-year-old Sarah stands on a skateboard. Her older brother Jack starts pushing her backward and she starts speeding up. The force of Jack on Sarah is

- A. Greater than the force of Sarah on Jack.
- ✓ B. Equal to the force of Sarah on Jack.
- C. Less than the force of Sarah on Jack.

QuickCheck 4.17

A mosquito runs head-on into a truck. Splat! Which is true during the collision?

- A. The mosquito exerts more force on the truck than the truck exerts on the mosquito.
- B. The truck exerts more force on the mosquito than the mosquito exerts on the truck.
- C. The mosquito exerts the same force on the truck as the truck exerts on the mosquito.
- D. The truck exerts a force on the mosquito but the mosquito does not exert a force on the truck.
- E. The mosquito exerts a force on the truck but the truck does not exert a force on the mosquito.

QuickCheck 4.17

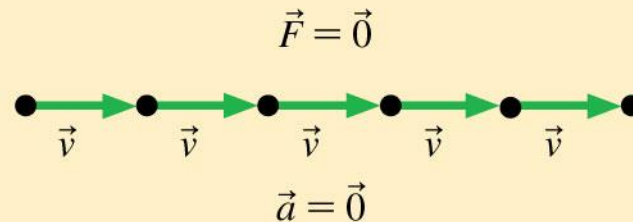
A mosquito runs head-on into a truck. Splat! Which is true during the collision?

- A. The mosquito exerts more force on the truck than the truck exerts on the mosquito.
- B. The truck exerts more force on the mosquito than the mosquito exerts on the truck.
- ✓ C. The mosquito exerts the same force on the truck as the truck exerts on the mosquito.
- D. The truck exerts a force on the mosquito but the mosquito does not exert a force on the truck.
- E. The mosquito exerts a force on the truck but the truck does not exert a force on the mosquito.

Summary: General Principles

Newton's First Law

Consider an object with no force acting on it. If it is at rest, it will remain at rest. If it is in motion, then it will continue to move in a straight line at a constant speed.



The first law tells us that an object that experiences no force will experience no acceleration.

Text: p. 118

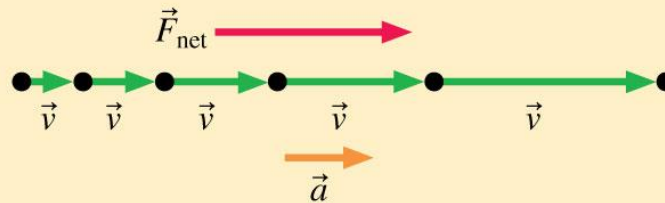
Summary: General Principles

Newton's Second Law

An object with mass m will undergo acceleration

$$\vec{a} = \frac{\vec{F}_{\text{net}}}{m}$$

where the net force $\vec{F}_{\text{net}} = \vec{F}_1 + \vec{F}_2 + \vec{F}_3 + \dots$ is the vector sum of all the individual forces acting on the object.



The second law tells us that a net force causes an object to accelerate. This is the connection between force and motion. The acceleration points in the direction of \vec{F}_{net} .

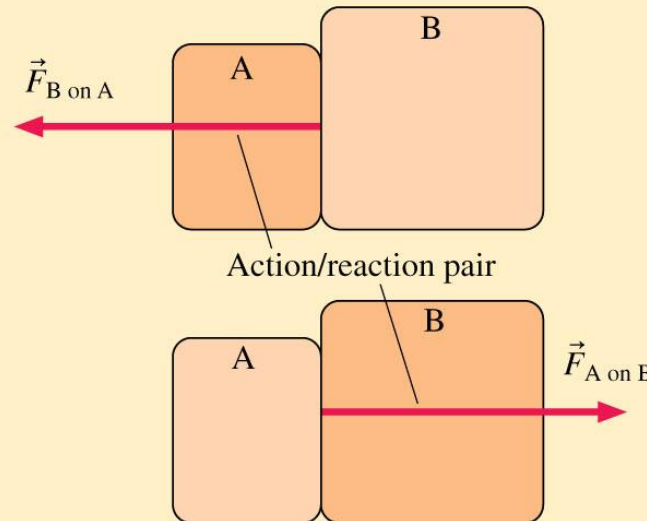
Summary: General Principles

Newton's Third Law

Every force occurs as one member of an **action/reaction** pair of forces. The two members of an action/reaction pair:

- act on two *different* objects.
- point in opposite directions and are equal in magnitude:

$$\vec{F}_{A \text{ on } B} = -\vec{F}_{B \text{ on } A}$$



Text: p. 118

Summary: Important Concepts

Force is a push or pull on an object.

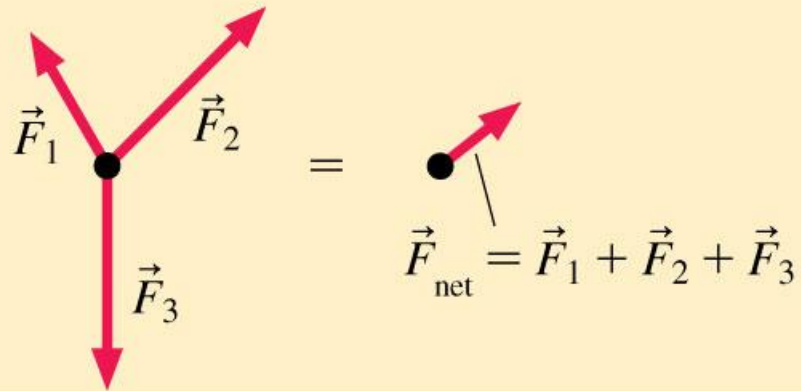
- Force is a vector, with a magnitude and a direction.
- A force requires an agent.
- A force is either a contact force or a long-range force.

The SI unit of force is the **newton (N)**.
A 1 N force will cause a 1 kg mass to accelerate at 1 m/s^2 .

Text: p. 118

Summary: Important Concepts

Net force is the vector sum of all the forces acting on an object.



Text: p. 118

Summary: Important Concepts

Mass is the property of an object that determines its resistance to acceleration.

If the same force is applied to objects A and B, then the ratio of their accelerations is related to the ratio of their masses as

$$\frac{a_A}{a_B} = \frac{m_B}{m_A}$$

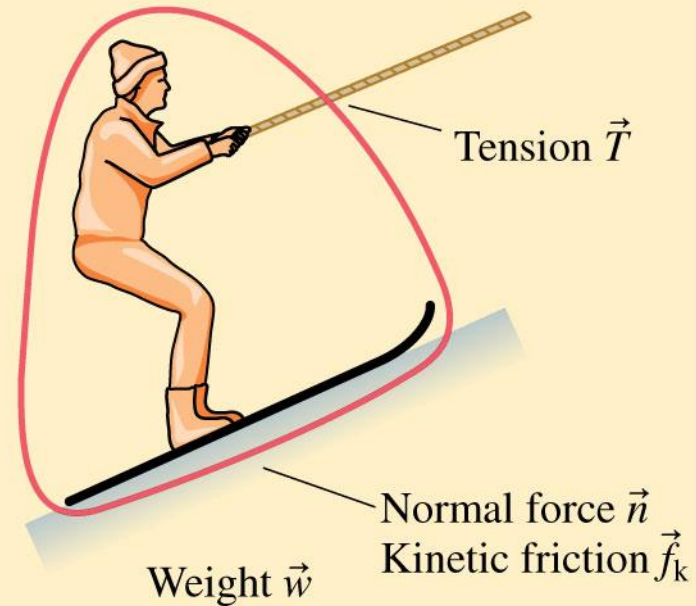
The mass of objects can be determined in terms of their accelerations.

Text: p. 118

Summary: Applications

Identifying Forces

Forces are identified by locating the points where other objects touch the object of interest. These are points where contact forces are exerted. In addition, objects feel a long-range weight force.

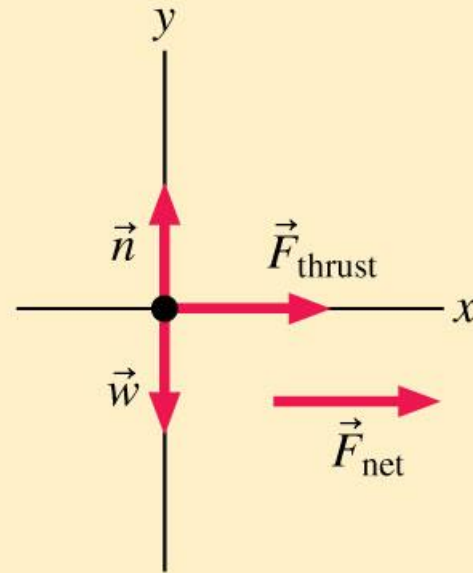


Text: p. 118

Summary: Applications

Free-Body Diagrams

A free-body diagram represents the object as a particle at the origin of a coordinate system. Force vectors are drawn with their tails on the particle. The net force vector is drawn beside the diagram.



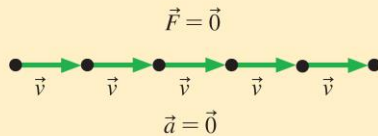
Text: p. 118

Summary

GENERAL PRINCIPLES

Newton's First Law

Consider an object with no force acting on it. If it is at rest, it will remain at rest. If it is in motion, then it will continue to move in a straight line at a constant speed.



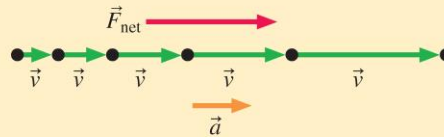
The first law tells us that an object that experiences no force will experience no acceleration.

Newton's Second Law

An object with mass m will undergo acceleration

$$\vec{a} = \frac{\vec{F}_{\text{net}}}{m}$$

where the net force $\vec{F}_{\text{net}} = \vec{F}_1 + \vec{F}_2 + \vec{F}_3 + \dots$ is the vector sum of all the individual forces acting on the object.



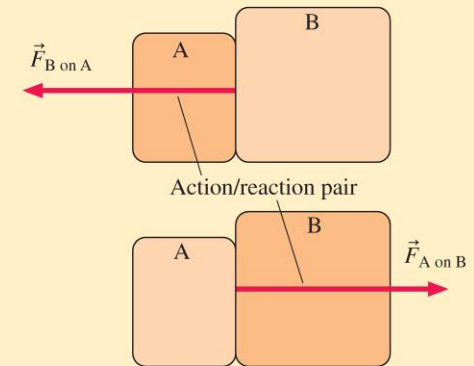
The second law tells us that a net force causes an object to accelerate. This is the connection between force and motion. The acceleration points in the direction of \vec{F}_{net} .

Newton's Third Law

Every force occurs as one member of an **action/reaction** pair of forces. The two members of an action/reaction pair:

- act on two *different* objects.
- point in opposite directions and are equal in magnitude:

$$\vec{F}_{A \text{ on } B} = -\vec{F}_{B \text{ on } A}$$



Text: p. 118

Summary

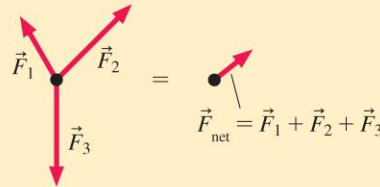
IMPORTANT CONCEPTS

Force is a push or pull on an object.

- Force is a vector, with a magnitude and a direction.
- A force requires an agent.
- A force is either a contact force or a long-range force.

The SI unit of force is the **newton** (N). A 1 N force will cause a 1 kg mass to accelerate at 1 m/s^2 .

Net force is the vector sum of all the forces acting on an object.



Mass is the property of an object that determines its resistance to acceleration.

If the same force is applied to objects A and B, then the ratio of their accelerations is related to the ratio of their masses as

$$\frac{a_A}{a_B} = \frac{m_B}{m_A}$$

The mass of objects can be determined in terms of their accelerations.

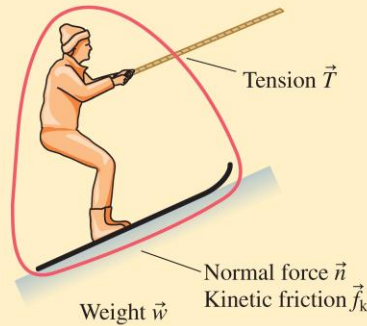
Text: p. 118

Summary

APPLICATIONS

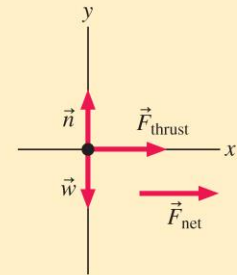
Identifying Forces

Forces are identified by locating the points where other objects touch the object of interest. These are points where contact forces are exerted. In addition, objects feel a long-range weight force.



Free-Body Diagrams

A free-body diagram represents the object as a particle at the origin of a coordinate system. Force vectors are drawn with their tails on the particle. The net force vector is drawn beside the diagram.



Text: p. 118